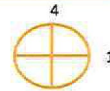


THE NEW SANTON X-TYPE SWITCH




TECHNICAL SPECIFICATIONS AND INSTRUCTIONS FOR USE

SANTON X-TYPE SWITCH: X60.25RKS1E-A-30.25.2



Switch disconnecter for solar application according to UL 508, CSA C22.2 No. 0 - M91, - CSA C22.2 No. 14 - 05

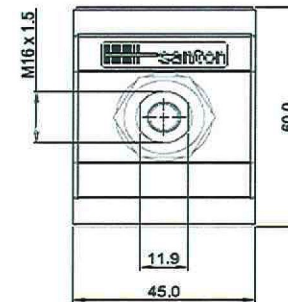


	Contact scheme		Positions				
	Marking	Symbol	Marking	1	2	3	4
12							
11							
10							
9							
8							
7							
6							
5	D		C	X			
4	B		A	X			
3		empty					
2			1	X			
1			1	X			

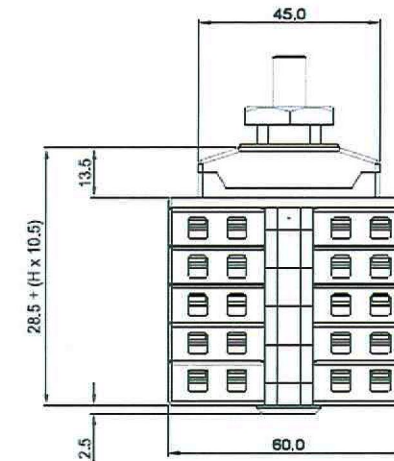
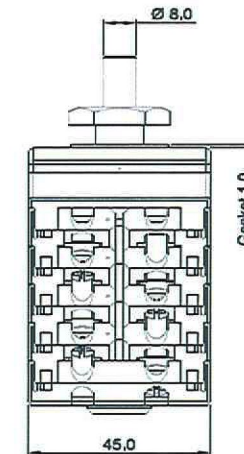
Contacts are made in "X" marked position.

Symbols for connections between contacts: []

Technical data	Symbol	X60.25RKS1E-A-30.25.2	Unit
nominal voltage	Ue	600	V
nominal current	Ie	25	A
method of mounting		reverse single hole mounting IP65 [R] terminals access from bottom side	
number of poles		DC single pole switching	1
utilization category		Photovoltaic disconnect switch	
actuator		standard black [A]	
method of operation		independent manual operation	
positions		OFF at 12 hr, ON at 3 hr [E]	
rated impulse withstand voltage		8	kV
insulation voltage		600	V
rated thermal current uninterrupted duty		25	A
rated short-time withstand current (1s)		750	A
short-circuit rating at 600V dc, when protected by a fuse equal to or smaller than a 100A super rapid fuse type CR6L-100		5	kA
max power dissipation		3,5	W
minimum required dimensions of enclosures l x w x h*		124 x 47 x 73,5	mm
* see the drawing for the height of the switch. The number of layers is	H	4	
tightening torque terminal screws M4, min. - max.		1,5 / 1,7	Nm
		13 / 15	Lb.In
wire size, "Copper Wire Only", minimum required fine wire cross-section		4	mm ²
		10	AWG
tightening torque panel mounting nut, min. - max.		2 / 2,5	Nm
		18 / 22	Lb.In
tightening torque M3 screw in the standard black knob, min. - max.		0,5 / 0,7	Nm
		5 / 6	Lb.In
ambient temperature allowed between		- 5 and + 40	°C
storage temperature allowed between		- 40 and + 80	°C
maximum relative humidity, without condensation at 20°C		90	%
watertight gland, class			
nominal voltage AC	U	300	V AC
nominal current AC	I	25	A AC
number of poles AC		2	
auxiliary contact, nominal current 16A at 250 V, AC15		No auxiliary contact	
weight		221	g
accessoires:		0	



H is the number of layers in the switch



Mounting instructions

In the application all ratings have to be respected. When building the switch in an enclosure, the space envelope must be respected. The terminals, without interconnection can take copper wires up to 6 mm². The recommended Spade Tongue Terminals may have a maximum width of 9 mm. For CSA and UL applications, registered Spade Tongue Terminals must be used. The registration numbers are UL: E13288 and CSA: LR7189 (for instance type 165015 from Tyco). After mounting, the wiring must be checked and the switch must operate smoothly.

Maintenance

The X type switches are designed for a very long life but they need some simple yearly maintenance.
 - Check the installation for signs of overload or overheating. The terminals may not exceed the limit of 85°C under full load.
 - By operating the switch a few times (5x) the contacts will clean themselves and the switch will have a longer life.

Dimensions, specifications and data shown could be subject to change without notice.