

# Data Sheet

Santon X-Type switch XA100.16P4H-D

Switch disconnecter for solar application according to IEC 60947-1&3 by Dekra (KEMA) and CCC (CQC)



Terminals Scheme						
Layer No.	Front Side		Symbol	Rear Side		On Positions
	Left	Right		Left	Right	

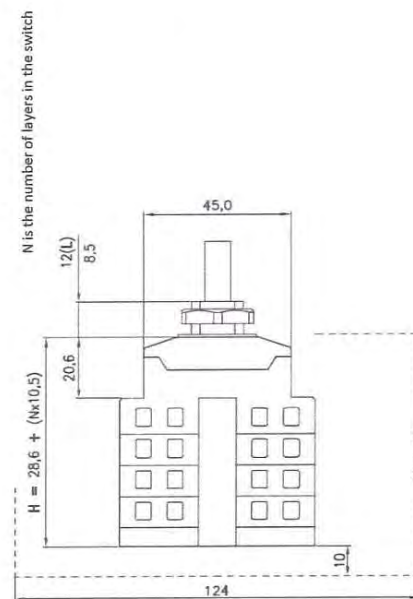
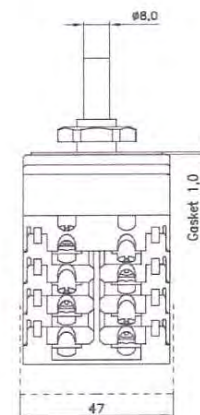
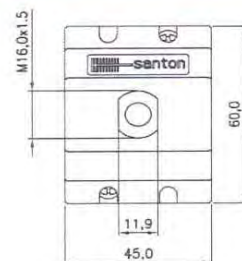
4	+2		+	+2	X
3		-2	-	-2	X
2	-1		-	-1	X
1		+1	+	+1	X

Contacts are made in "X" marked position.

Symbols for interconnection: [

Technical data	Symbol	Merit	Unit
rated operational voltage (DC poles)	Ue	1000	V dc
rated operational current (DC poles)	Ie	16	A dc
rated operational voltage (second rating DC poles, if requested)	Ue	850	V dc
rated operational current (second rating DC poles, if requested)	Ie	20	A dc
rated operational voltage (third rating DC poles, if requested)	Ue	800	V dc
rated operational current (third rating DC poles, if requested)	Ie	25	A dc
method of mounting	single hole mounting IP65 [P]		
number of DC poles	4		
utilization category DC	DC-21B		
actuator	standard black, with thread through the shaft [D], boren		
positions	OFF at 9 hr, ON at 12 hr [H]		
rated impulse withstand voltage	Uimp	8	kV
insulation voltage	Ui	1000	V
rated thermal current uninterrupted duty	Iu	25	A
rated short-time withstand current (1s)	Icw	700	A
rated short-circuit making capacity	Icm	1.4	kA
rated conditional short-circuit current		5	kA
max power dissipation		1.8	W
method of operation	independent manual operation		
minimum required dimensions of enclosures L x W x H*	124 x 47 x 74		mm
* see the drawing for the height of the switch. The number of layers N is:	4		
tightening torque terminal screws M4, min. - max.	1.5	1.7	Nm
tightening torque panel mounting nut, min. - max.	2.0	2.5	Nm
tightening torque M3 screw in the standard black knob, min. - max.	0.5	0.7	Nm
minimum required fine wire cross-section: IEC60947-1, table 9	4 mm <sup>2</sup>		
ambient temperature allowed between	- 20 to + 70 °C °C		
storage temperature allowed between	- 40 to + 80 °C °C		
maximum relative humidity, without condensation at 20 °C	90 %		
pollution degree	2		
IP rating terminals	IP20		
IP rating gland of the shaft in case of single hole panel mounting	IP65		
rated operational voltage (AC poles)	Ue		V ac
rated operational current (AC poles)	Ie		A ac
number of AC poles			
minimum required fine wire cross-section: IEC60947-1, table 9	mm <sup>2</sup>		
auxiliary contact(s), AC15	No auxiliary contact		
weight	221		g
accessories:	-		

Superior Switch Solutions

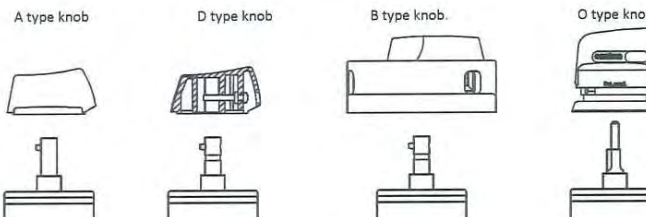


## Mounting instructions

In the application all ratings have to be respected. When building the switch in an enclosure, the space envelope must be respected according to the applicable standards. The terminals, without interconnection can take copper wires up to 6 mm<sup>2</sup>. The recommended Spade Tongue Terminals may have a maximum width of 9 mm. For CSA and UL applications, registered Spade Tongue Terminals must be used. The registration numbers are UL: E13288 and CSA: LR7189 (for instance type 165015 from Tyco). After mounting, the wiring must be checked and the switch must operate smoothly.

## Maintenance

The X type switches are designed for a very long life but it is advised to do some simple yearly maintenance.  
- Check the installation for signs of overload or overheating. The terminals may not exceed the limit of 85°C under full load.  
- By operating the switch a few times (5x) the contacts will clean themselves and the switch will have a longer life.



Dimensions, specifications and data shown could be subject to change without notice.

Superior Switch Solutions