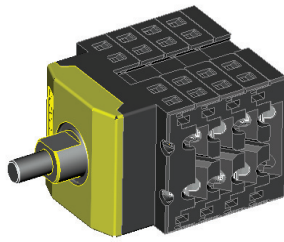


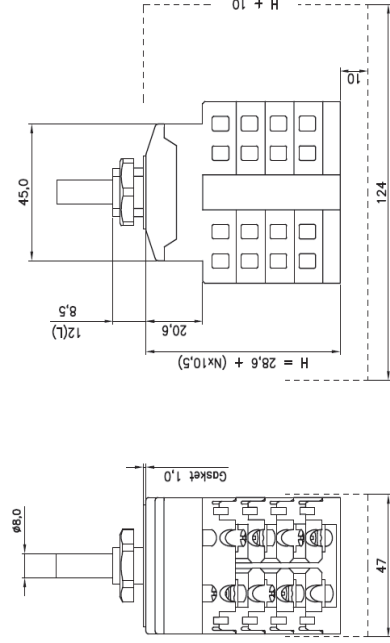
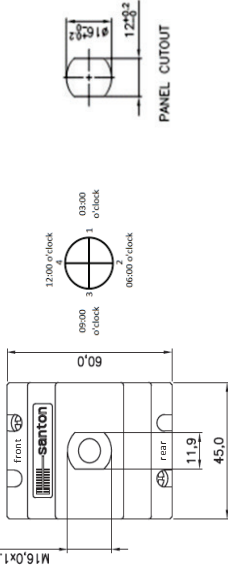
Switch disconnector for solar application according to IEC 60947-1&3 by Dekra (KEMA) and CCC (CCC)



Layer No.	Terminals Scheme			
	Front Side Left	Rear Side Left	Front Side Right	Rear Side Right
1				
2				
3				
4				

Contacts are made in "X" marked position.
Symbols for interconnection: [-]

Technical data	Symbol	Merit	Unit
rated operational voltage (DC poles)	Ue	1000	V dc
rated operational current (DC poles)	Ie	16	A dc
rated operational voltage (second rating DC poles, if requested)	Ue	850	V dc
rated operational current (second rating DC poles, if requested)	Ie	20	A dc
rated operational voltage (third rating DC poles, if requested)	Ue	800	V dc
rated operational current (third rating DC poles, if requested)	Ie	25	A dc
rated operational voltage (fourth rating DC poles, if requested)	Ue	650	V dc
rated operational current (fourth rating DC poles, if requested)	Ie	32	A dc
method of mounting		single hole mounting IP65; IP terminals access from top side	
number of DC poles		2	
utilization category DC	DC-21B		
actuator		standard black, with thread through the shaft [D], boren positions	
rated impulse withstand voltage	Uimp	8	kV
insulation voltage	Ui	1000	V
rated thermal current uninterrupted duty	Iu	32	A
rated short-time withstand current (1s)	Icw	700	A
rated short-circuit making capacity	Icm	1,4	kA
rated conditional short-circuit current		5	kA
method of operation		independent manual operation	
minimum required dimensions of enclosures L x W x H* (space envelope)		124 x 47 x 52	mm
* see the drawing for the height of the switch. The number of layers N is:		2	
knob operation force		max. 1,4	Nm
tightening torque terminal screws M4, min. - max.		1,5	1,7
tightening torque panel mounting nut, min. - max.		2,0	2,5
tightening torque M3 screw in the standard black knob, min. - max.		0,5	0,7
ambient temperature allowed between storage temperature allowed between		- 40 to +70	°C
storage temperature allowed between maximum relative humidity, without condensation at 20 °C		- 40 to +80	°C
pollution degree		90	%
IP rating terminals		IP20	
IP rating gland of the shaft in case of single hole panel mounting		IP65	
rated operational voltage (AC poles)	Ue		V ac
rated operational current (AC poles)	Ie		A ac
number of AC poles (for general use)			
minimum required fine wire cross-section: IEC60947-1, table 9			mm ²
auxiliary contact(s): AC15		No auxiliary contact	
weight		157	g
accessories:		-	



Mounting instructions
In the application all ratings according to the datasheet have to be respected. After mounting, the wiring must be checked and the switch must operate smoothly. When building the switch in an enclosure, the space envelope must be respected according to the applicable standards.

Maintenance

- The X type switches are designed for a very long life but it is advised to do some simple yearly maintenance.
- Check the installation for signs of overload or overheating. The terminals may not exceed the limit of 85°C under full load.
- By operating the switch a few times (5x) the contacts will clean themselves and the switch will have a longer life.

Connection details	Symbol	Values	Unit
Rated operational current (DC poles)	Ie	16 20 25	A dc
Required fine wire cross-section (minimum): IEC60947-1, table 9	A	2.5 4 4	mm ²
max power dissipation	P	0.5 0.8 1.2	W

The terminals, without interconnection can take copper wires up to 6 mm².
The recommended Spade Tongue Terminals may have a maximum width of 9 mm.
For CSA and UL applications, registered Spade Tongue Terminals must be used.
The registration numbers are UL: E13285 and CSA: LR7489 (for instance type 165015 from Tyco).

Registered Spade Tongue Terminals	Type number	Wire size (AWG)	Wire size (mm ²)	Color	
JST	AWG 16 - AWG 14	1.0 - 2.5	mm ²	Blue	
TE connectivity	C-165012	AWG 16 - AWG 14	1.0 - 2.5	mm ²	Blue
Vege	3635C	AWG 16 - AWG 14	1.5 - 2.5	mm ²	Blue
TE connectivity	C-165015	AWG 12 - AWG 10	3.0 - 6.0	mm ²	Yellow
Vege	3652C / 3653C	AWG 12 - AWG 10	3.0 - 6.0	mm ²	Yellow
Santon (JST)	52A125633	AWG 8 - AWG 10	10.5mm ² -16mm ² *1	*2	

*1 16mm² only with fine stranded wire or two 6mm² is also possible
*2 Opt. color: A yellow finger safe sleeve for the spade Tongue Terminal (Santon 52A125635) can be ordered under item number 52A1564 00

Dimensions, specifications and data shown are subject to change without notice.