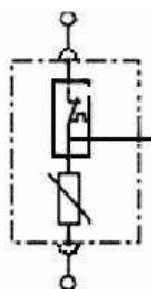


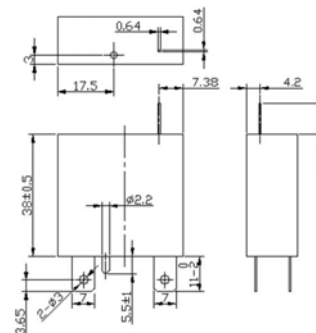
POWER SUPPLY SYSTEMS

MODULAR THERMALLY PROTECTED MOV

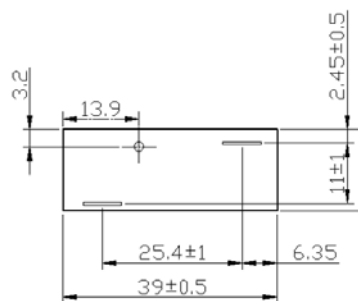
MTMVxxxR*



Basic circuit diagram



Dimension drawing



Board layout dimensions

Surge suppressor with thermal protection designed to open in the event of overheating due to an abnormal over-voltage or temporary over voltage (TOV) and will interrupt any abnormal current that may be encountered.

Type	MTMVxxxR*						
	150	180	275	320	420	510	550
In accordance with	UL1449 3 rd						
Varistor Voltage @ 1mA V _{1mA} (V)	240 ±10%	270 ±10%	430 ±10%	510 ±10%	680 ±10%	820 ±10%	910 ±10%
Max. continuous operating voltage (AC/DC)	150 /200	180 /230	275 /350	320 /410	420 /560	510 /670	550 /745
Nominal discharge current(8/20) I _n x 15 times	20kA						
Max. discharge current(8/20) I _{max} x 1 time	50kA						
Voltage protection level VPR	<0.6kV	<0.6kV	<0.9kV	<1.2kV	<1.5kV	<1.5kV	<1.6kV
Response time	≤25 ns						
Operating temperature range	- 40°C ~ + 75°C						
Enclosure material	thermoplastic; extinguishing degree UL94 V-0						
Insulation Resistance	≥10 MOhm						
Electric Strength	≥2500V (AC)						
Disconnecter instructions	viewed through top hole of plastic housing						
Remote alarm contact	Top pin as monitor terminal						
SCCR	100kA						
Approvals, Certifications	ETL approval as per UL1449 3 rd ;CE						

*Quick thermal response and perfect circuit cutoff function due to special disconnecter design with internal arc extinguishing device (Patent).