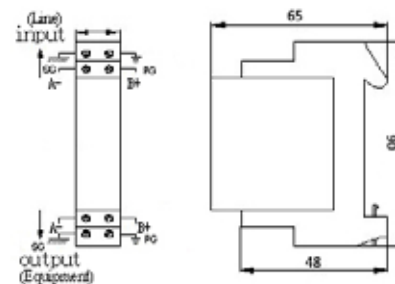



Type: DN-24/0420-2G

Surge protective devices with plug-in protection modules for high-frequency signal transmission systems against surges at the boundaries from lightning protection zone 0B>2.

Terminal Block Modules series

- Data network protector in according with IEC61643-21. ANSI/IEEE C62.41-1991 Standard
- Two parts design, surge protection modules to be exchanged easily.
- Limit the transients with gas discharge tubes and diodes.
- Two-stage protection circuit.
- 35 mm DIN-rail mounting design.



Selection table:

DN-##/XXXX-##

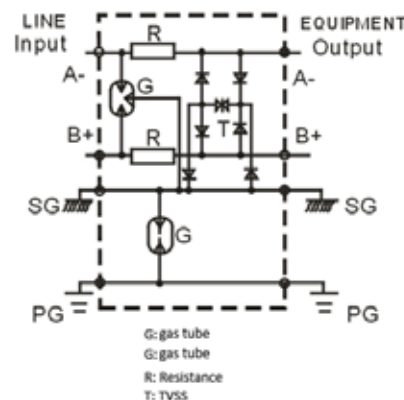
##--nominal voltage 5V, 12V, 24V, 48V

xxxx--module type, RS232, RS422, RS423, RS485, 0/4-20mA, 0-5V, 0-10V

##--G (or 2G)

name part number such as,

- 1) DN module with no signal ground: DN-24/G
- 2) DN module with signal ground and earth ground: DN-24/2G
- 3) use in application of RS232, RS422, RS423, RS485, 0/4-20mA, 0-5V, 0-10V etc,
 - DN module with no signal ground: DN-24/RS485-G
 - DN module with signal ground and earth ground: DN-24/RS485-2G



Technical Data

Model No.	DN-24/0420-2G
Appliance	xxxxx :RS232,RS422,RS423,RS485,0/4-20mA,0-5V,0-10V
Configuration	twisted pair + shield
Nominal line voltage (Un)	5V
Max line voltage	8V
Max line current	300mA
Nominal Discharge Current (8/20μs,KA) In 10 times	10kA
Total Max. Discharge Current (8/20μs,KA) I _{max} 1 time	20kA
Impulse current (I _{imp}) (10/350us KA) impulse 2 times	5kA
Nominal Current (A) I _L	0.5A
Protection level U _p (clamping voltage) 8/20us impulse-5KA	35V
Cat.B(@3KA)	≤ 75V
Series impedance per line (Ohm)	2.2 Ohm
Insertion loss at 10MHz (dB)	≤ 3.0
Degree of protection	IP20
Mounting on	35 mm DIN-rail
Enclosure Material	UL94 V0
Environment Temperature (°C)	- 40~+80

Note: Subject to change without any notice.