




Solar Tracker

sunOrbit®
iMorePV®



Visualization control / Dual-Axis Technology /
Auto Tracking / Gyro Calibration / DIN-Rail Mounting





Solar radiation [W/m²]
0.0

Wind [km/h]
0.0

Temperature [degreeC]
0.0

Trackers mode
TRACKING OK

NTP status : Synced 2016/08/22 16:22:45

SMTP status : Waiting

Weather status : Disabled

GMT time : 2016/08/22 08:29:13

Solar time + MI* : 16:32:41

Solar sunrise time : 05:30:46

Solar sunset time : 18:22:25

sunOrbit's voltage : 15.3 V

Sum of currents : 0.000 A

AE azimuth : -88.25 degree

AE elevation : 155.45 degree

PM hour angle : 1.19 degree

PM elevation : 23.77 degree

1	2	3	4	5	6	7	8
9	10	11	12	13	14	15	16
17	18	19	20	21	22	23	24
25	26	27	28	29	30		

Winter mode

Emergency mode

Wind mode

Snow mode



1 About

- What is JDA Solar Tracker Controller?

2 Features

- Visualization control
- Simple & Fast installation
- Automation technology

3 Applications

- Drive and positioning of Dual Axis Solar Trackers
- Integration of JDA equipment into existing control-room technology



Visualization Solar System interface: **SunOrbit**® For large-scale systems, plants and PV power utility station, the standardized data interface requires customized monitoring solutions and needs to link systems & components into one joint control system. In the field of automation technology, **SunOrbit**® Server sets new communication standard. It enables simple and exact data could be swiftd between products and applications. JDA Control equipment with the benefits of SunOrbit Solar Server can be easily integrated into compatible system.

Professional

Human-Machine Interface: By providing information, alerts, commands and other tools, an HMI connects the user with the process being controlled.

Flexible

Data interface is a widely accepted protocol due to its ease of use and reliability.

Technology

Easily installation, high reliability

SunOrbit



01


Increasing Solar Energy Generation depends on location up to 50%

02

7 Operating Mode

BACKTRACKING

Backtracking algorithm is one way to enhance the performance of SunOrbit® and iMorePV®, developers can to fine-tune modules' positions during periods of low solar height, like early morning and late afternoon - as shadows can affect the modules' production levels.



SNOW MODE

When there is snow outside, SunOrbit® and iMorePV® can still hold snow at steep angles. This mode can play important roles in the task of avoiding snow from staying on roofs with PV panel.



WIND MODE

When there is too high wind outside, SunOrbit® and iMorePV® tracker needs to be moved into the wind safe position that we call wind mode. wind parameters depending on specified value.



Large-scale plants and PV power utility stations require customized monitoring solutions and need to link systems and components into one joint control system. SunOrbit® Server set new communication standard in the field of automation technology, that enables simple and reliable data exchange between products and applications. With the SunOrbit® Server, JDA Control equipment can be very easily integrated into compatible systems.

Professional

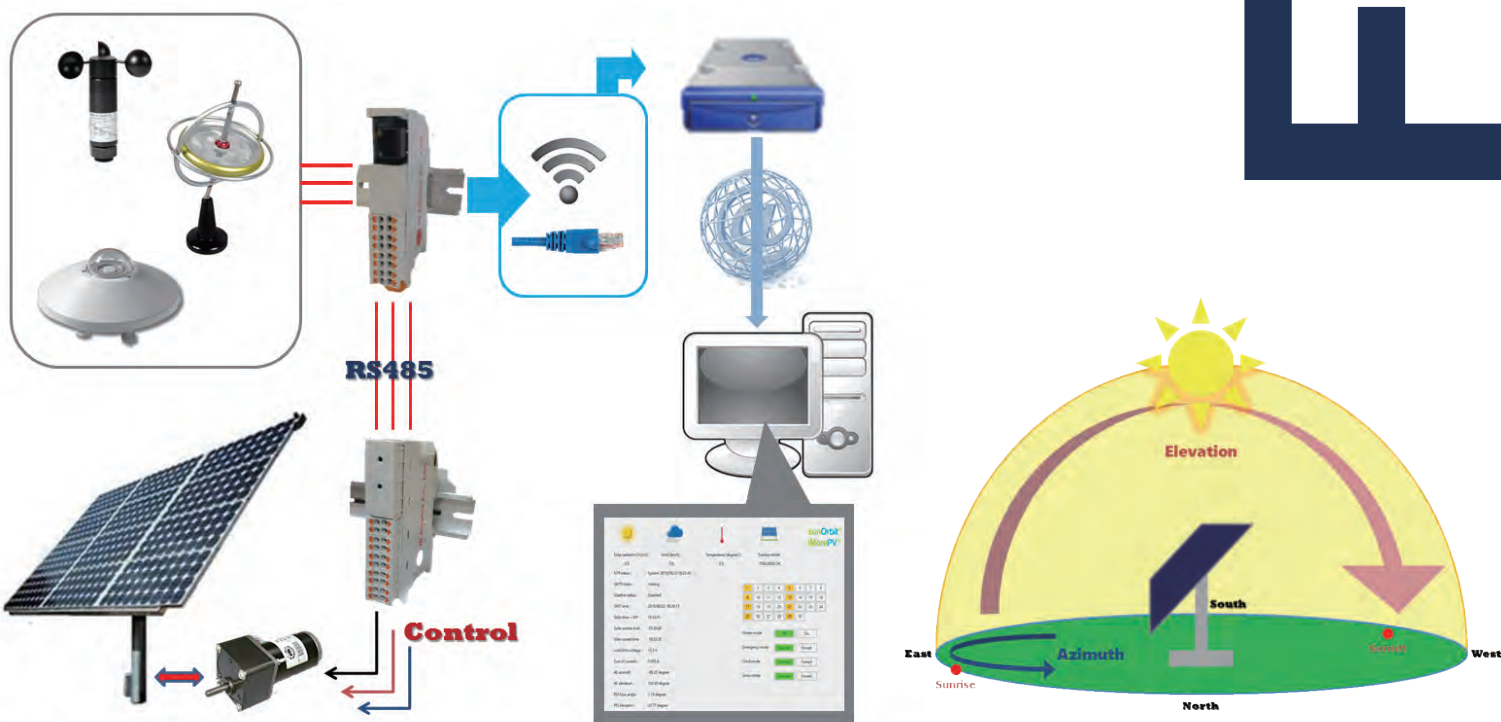
Visualization, control and monitoring of large-scale plants
Integration of JDA Control equipment into existing control-room technology.

Flexible

Data interface in accordance with the communication standards in the field of automation technology. Simple and fast installation, high reliability.

Features

AUTO TRACKING





Solar Energy Application

sunOrbit®



Visualization Solar System interface: SunOrbit®

For large-scale systems, plants and PV power utility station, the standardized data interface requires customized monitoring solutions and needs to link systems & components into one joint control system. In the field of automation technology, SunOrbit® Server sets new communication standard. It enables simple and exact data could be swiftd between products and applications. JDA Control equipment with the benefits of SunOrbit® Solar Server can be easily integrated into compatible system.

Professional

Human-Machine Interface: By providing information, alerts, commands and other tools, an HMI connects the user with the process being controlled.

Flexible

Data interface is a widely accepted protocol due to its ease of use and reliability.

Technology

Easily installation, high reliability

Specifications

Technical Capabilities	
Communication	
Communication with Enigma Analytics	Ethernet
PC communication	Ethernet
Tracker communication	RS485 or Zigbee
Interfaces	
Analog and digital Inputs	4
Ethernet	10/100 Mbit, RJ45
RS485	2 Pin Connector
Max. number of controlled devices	
Solar Tracker	256
Max. communication range	
Ethernet	*100 m
RS485	*1000 m
Power supply	
Power supply (Isolated, SMPS)	External Power Supply
Input voltage	12VDC – 24 VDC
Power consumption	Max. 2W
Angle Control	
accuracy	±0.1 °
Environmental conditions in operation	
Ambient temperature	-40 °C ... + 70 °C
Relative air humidity	0 % ... 99 %, non-condensing
Memory	
Internal	1 MB
External	SD card 8 GB(Support to 32GB)
General data	
Dimensions(W/H/D)in mm	113.3/77/18.9
Weight	100 g
Protection	IP65 with enclosure
Mounting options	DIN rail mounting
Status display	LEDs
Languages	
Software language	English, Tradition Chinese
Language versions manual	English, Tradition Chinese
Features	
Operation	Integrated WebServer(Internet browser)

iMorePV®



Solar Positioner iMorePV® for Dual Axis Tracking
New iMorePV with better communication, usability and accuracy sets a new positioning accuracy standards. The new generation of positioners driver with easy installation, safe operation, simplified assembly concept and RS485 plant communication is ideally fitted in mid-sized & large independent grids. Solar Positioner iMorePV with the SunOrbit Server creates through, integrated system for monitoring, diagnosis and configuration of PV plant.

Professional

Drive and positioning of Dual(or 2 Single) Axis Solar Trackers.

Flexible

Data interface is a widely accepted protocol due to its ease of use and reliability.

Technology

Easily installation, high reliability

Reliable

Direct communication with the sunOrbit Solar Server via RS485 Service Interface. According to grid safety management, the product meets the requirements of the EU Medium-Voltage Directive.

Specifications

Technical Capabilities	
Operation	
Geometrical and coordination Operation	Dual Axis Positioner
Type	Slave Positioner
Communication	
Tracker communication	RS485 or Zigbee (bluetooth with Gyro)
Interfaces	
RS485	2 Pin Connector(Grounding Option)
Max. number of controlled devices	
Motor	2
Max. communication range	
RS485	*1000 m
Power supply	
Power supply (Isolated, SMPS)	External Power Supply
Input voltage	24 VDC +/- 10%
Power consumption	Max. 2W
Environmental conditions in operation	
Ambient temperature	-40 °C ... + 70 °C
Relative air humidity	0 % ... 99 %, non-condensing
General data	
Dimensions(W/H/D)in mm	113.3/77/18.9
Weight	100 g
Protection	IP65 with enclose
Mounting options	DIN rail mounting
Status display	LEDs
Hall signals	1 Hall signals per Axis
End switches	1 Switches per Axis(one required, one optional)
Manual buttons	1 Joystick
Upgrading	In The Field by RS485 MODBUS
Languages	
Software language	English, Tradition Chinese
Language versions manual	English, Tradition Chinese
Features	
Operation	Integrated WebServer(Internet browser)
Housing	Optional



日燭科技有限公司
JD Auspice Co., Ltd

Solar Tracker

sunOrbit®
iMorePV®

Visualization control / Dual-Axis Technology /
Auto Tracking / Gyro Calibration /
DIN-Rail Mounting

JD Auspice Co.,Ltd.

+886-2-89912796

+886-2-89919298

www.jdauspice.com

sevice@jdauspice.com

3F., No.288, Sec. 2, Zhonghua Rd., Xinzhuang Dist., New Taipei City 242, Taiwan R.O.C.

