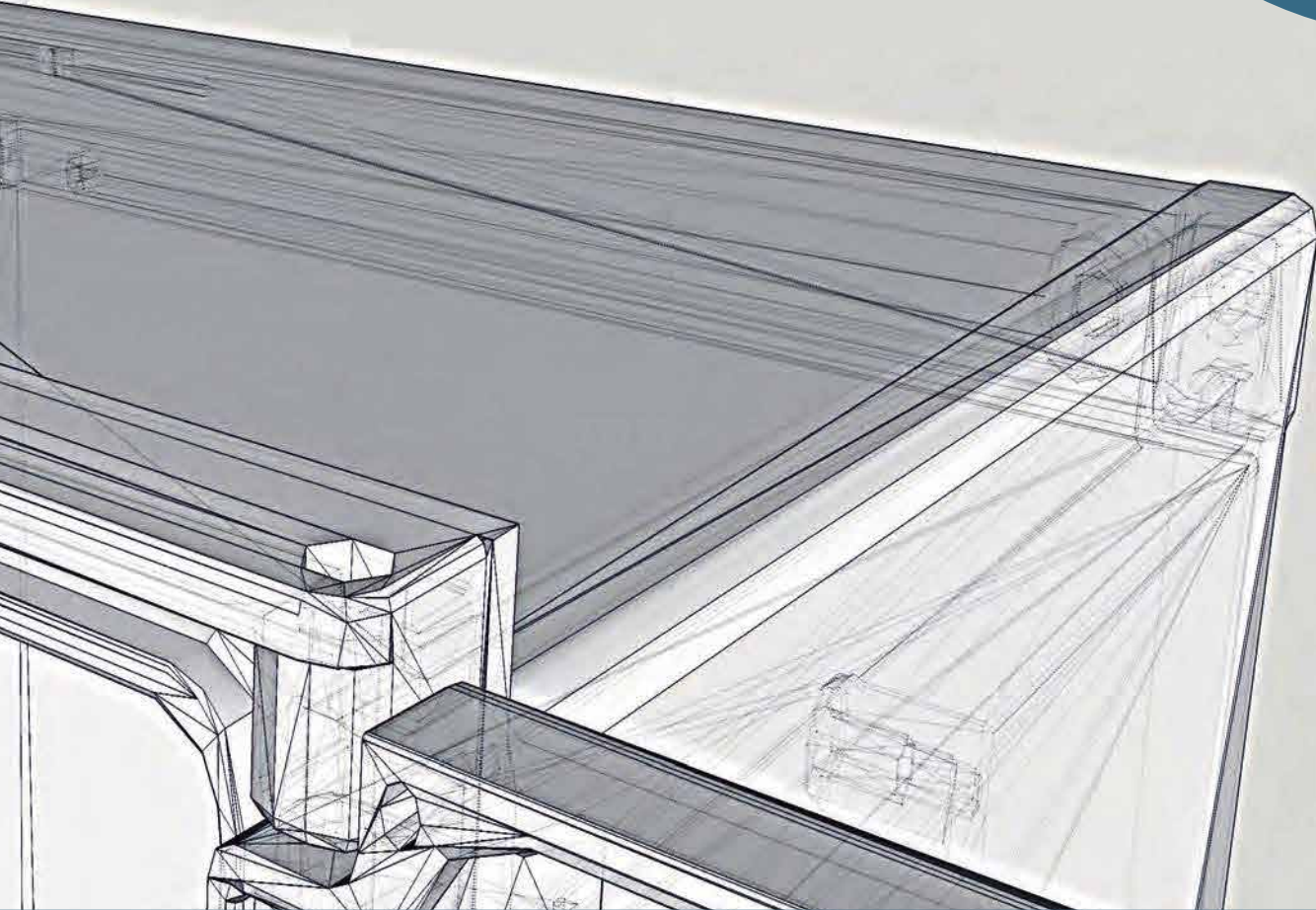




日燭科技有限公司
JD Auspice Co., Ltd.



BRES

we are enclosures

BRES

MONOBLOC INDUSTRIAL ENCLOSURES

ADVANTAGES AND CHARACTERISTICS..... 4

BRES MODELS..... 12

BRES EMPTY ENCLOSURE - OPAQUE DOOR

BRES-P EMPTY ENCLOSURE - DOOR WITH TRANSPARENT WINDOW

BRES-3L-DC EMPTY ENCLOSURE - OPAQUE DOOR AND TRIPLE LOCK WITH HANDLE

BRES-P-3L-DC EMPTY ENCLOSURE - DOOR WITH TRANSPARENT WINDOW AND TRIPLE LOCK WITH HANDLE





INDEX

BASE PLATE.....	16	PACKING.....	40
MODULAR SWITCHGEAR FRAME (17,5mm)..	18	GENERAL DATA.....	41
INTERNAL DOOR.....	20	TECHNICAL DRAWINGS.....	42
WALL MOUNTING BRACKETS.....	22	CUSTOMIZATION = PUNCHING HOLES + LASER.....	46
FLOOR MOUNTING BRACKETS.....	24		
ROUND POST MOUNTING BRACKETS.....	25		
SQUARED POST MOUNTING BRACKETS.....	26		
CONNECTING FLANGES (MODULARITY).....	28		
LOCKS.....	32		
VENTILATION DEVICES.....	34		
DOORS.....	36		
ANTI-WIND RETAINER DEVICE.....	37		
LOCKING DEVICE.....	38		
CABLE GLAND.....	39		



ADVANTAGES AND CHARACTERISTICS

STANDARDS

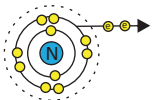
Our products are manufactured by the SMC (Sheet Moduling Compound) system, composed by a raw material formed from a resin made of Polyester Reinforced with Fiberglass (PRFV).



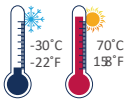
Double insulating cabinet, material class II , 1000Vac - 1500Vdc.



Excellent cabinets for outside installation and withstanding extreme climate conditions. Rain, frost, dirt... even chemical agents. They have a much higher lifespan than metallic closets.



Manufactured entirely without any metallic parts. WILL NOT RUST



Thermosetting materials do NOT vary in structure or get deformed with climate changes. However, plastic materials WILL get deformed.



Fire resistant at 960°, self-extinguishing material and hallogen free.



IEC-62208 Envelopement with IP66 grade protection against water and dust; non-hygroscopic materials.



High mechanical resistance IK-10 (IEC 62208)



Through IP66 connection flanges, we can achieve closets with superior dimensions
 Better handling due to reduced weight, along with easier transportation and storage.



Color standard RAL7035.



All components made with recyclable materials and reduced waste. Abides by the European restrictions of hazardous residue RoHS

ADVANTAGES AND CHARACTERISTICS

STANDARDS




Empty enclosures destined to low voltage switchgear and controlgear



ADVANTAGES AND CHARACTERISTICS

ANTI-BLOW SYSTEM

Designs with up to 3 or 4 points of pressure. The “wedges” at the door work with the NON-METALLIC sysetm of hinges and press the rubber gasket at the door against the interior of the cabine, protecting it and guaranteeing the IP66 degree



ADVANTAGES AND CHARACTERISTICS

NON METALLIC FLEXIBLE POLYAMIDE 6.6 HINGE PINS

NON-METALLIC hinge pins that will prevent any kind of corrosion and rust

Quick, TOOLLESS insertion which allows us to place them and remove them as many times as we want and facilitates working on the door and the closet separately
Moreover, the hinge system will remain hidden inside of the closet, and its flexibility will prevent the door from breaking

Code	Description	Weight - Kg
ejb-BRES	Hinge pin(2 units)	0,01



Manual installation of the hinge pins, without the need for tools.

The hinge bolts allow the door to open up to 180°


ADVANTAGES AND CHARACTERISTICS

ANTI RAIN SHADE

Closets are designed with a Shade or Cover which protects the closet from getting water inside

This compact and layered cover has the following functions :

- 1.- To avoid water accumulations at the rubber gasket, which due to frost, heat and sudden temperature changes, can be affected once the water has entered.
- 2.- To avoid the water that's accumulated on the roof entering when the door is opened.
- 3.- To avoid the attaching of roofs that can get detached over time.



ADVANTAGES AND CHARACTERISTICS

MAXIMUM WATERTIGHTNESS

You'll find in each one of the sides of the closet 4 ducts that are independent from the interior compartment, and through which they can simply be secured against a wall without the need of fixing lugs

Other closets in the market will need you to DRILL and have the risk of losing watertightness

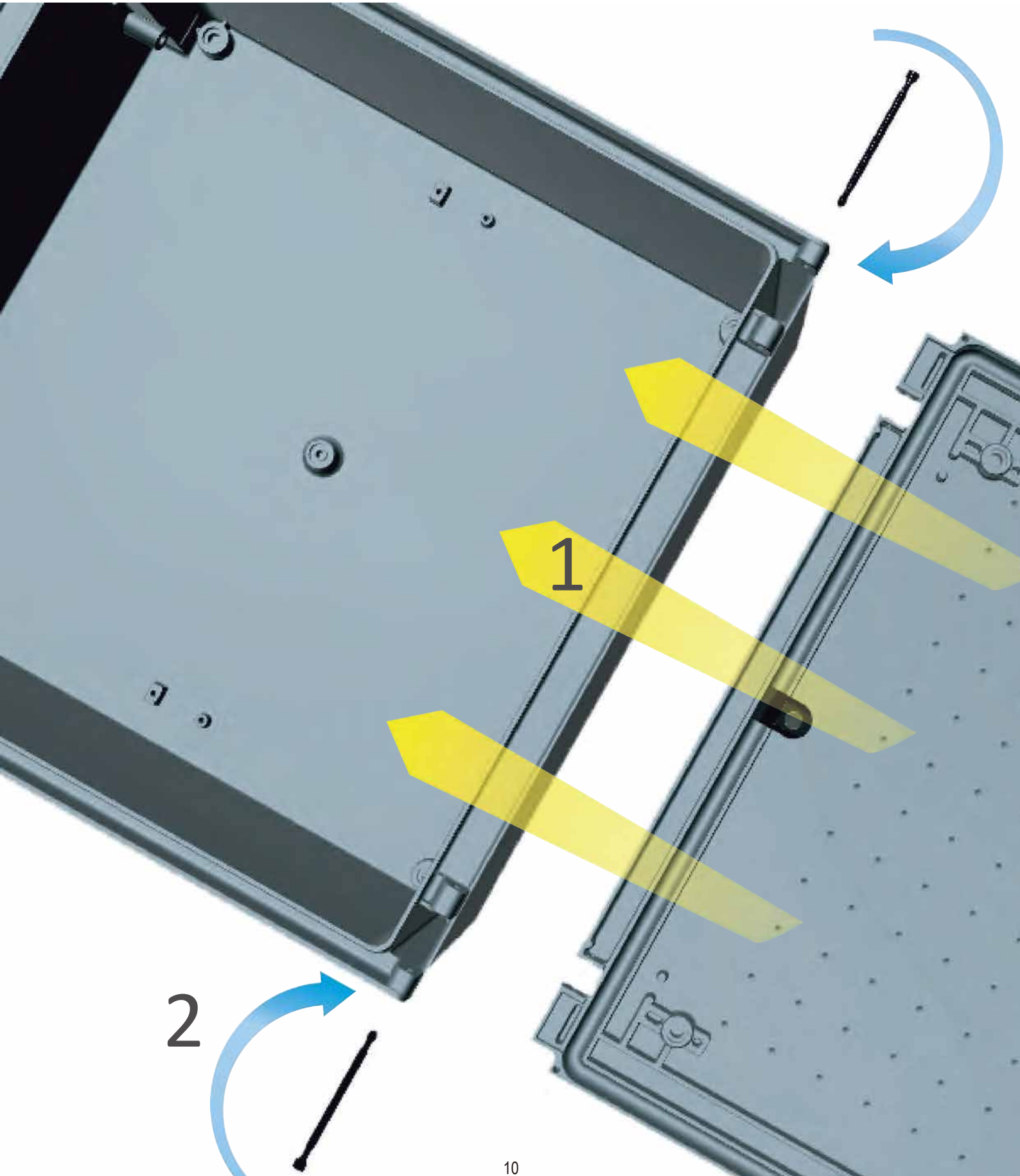
Our installation doesn't compromise watertightness and maintains the Ip66 degree, and moreover we include a bag with all required screws



IP-66

BRES BUILDING INSTRUCTIONS

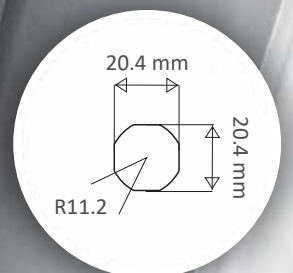
INSERTION OF THE NON-METALLIC HINGE PINS



ADVANTAGES AND CHARACTERISTICS

NON METALLIC QUARTER TURN 90° LOCK

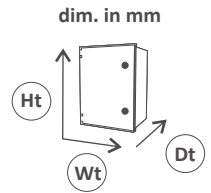
The standard lock can easily be changed



BRES MODEL

EMPTY ENCLOSURE OPAQUE DOOR

Empty closet with opaque door • Not mechanized • Double Bar closings
 INCLUDES: Screwdrivers for direct wall installation (see pg.22)



Code	Description	Ht	Wt	Dt	Weight - Kg
BRES-325	Empty closet with opaque door	300	250	140	1,93
BRES-43	Empty closet with opaque door	400	300	200	3,60
BRES-44	Empty closet with opaque door	400	400	200	4,35
BRES-54	Empty closet with opaque door	500	400	200	5,25
BRES-64	Empty closet with opaque door	600	400	230	7,13
BRES-65	Empty closet with opaque door	600	500	230	7,93
BRES-83	Empty closet with opaque door	800	300	230	6,40
BRES-86	Empty closet with opaque door	800	600	300	12,65

BRES-325




BRES-43




BRES-44



BRES-54



BRES-64



BRES-65



BRES-83



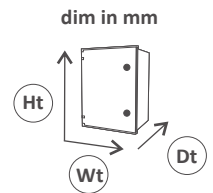
BRES-86



BRES Models

EMPTY ENCLOSURE WITH TRANSPARENT WINDOW DOOR

Includes: Empty closet • Screwdrivers for wall mounting • Double bar closings
 The window is manufactured with UV protecting transparent polycarbonate



Código	Descripción	Ht	Wt	Dt	Weight - Kgs
BRES-325P	Empty closet with transparent door	300	250	140	2,00
BRES-43P	Empty closet with transparent door	400	300	200	3,57
BRES-44P	Empty closet with transparent door	400	400	200	4,30
BRES-54P	Empty closet with transparent door	500	400	200	5,21
BRES-64P	Empty closet with transparent door	600	400	230	7,05
BRES-65P	Empty closet with transparent door	600	500	230	7,56
BRES-83P	Empty closet with transparent door	800	300	230	6,40
BRES-86P	Empty closet with transparent door	800	600	300	12,15

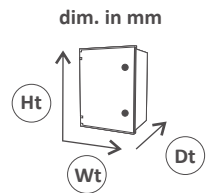
BRES-64-P



BRES-3L-DC MODEL

EMPTY ENCLOSURE WITH TRIPLE LOCK OPAQUE DOOR


INCLUDES: Empty closet • Screws for wall mounting • Triple lock with aluminium rods and padlock system



Code	Description	Ht	Wt	Dt	Weight- Kg
BRES-325-3LDC	Empty closet with triple lock & padlock	300	250	140	1,93
BRES-43-3LDC	Empty closet with triple lock & padlock	400	300	200	3,60
BRES-44-3LDC	Empty closet with triple lock & padlock	400	400	200	4,35
BRES-54-3LDC	Empty closet with triple lock & padlock	500	400	200	5,25
BRES-64-3LDC	Empty closet with triple lock & padlock	600	400	230	7,13
BRES-65-3LDC	Empty closet with triple lock & padlock	600	500	230	7,93
BRES-83-3LDC	Empty closet with triple lock & padlock	800	300	230	6,40
BRES-86-3LDC	Empty closet with triple lock & padlock	800	600	300	12,65

DOES NOT INCLUDE : European standard brass lock

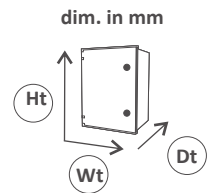
BRES-65-3L-DC



BRES-P-3L-DC MODEL

EMPTY ENCLOSURE WITH TRIPLE LOCK AND TRANSPARENT DOOR

INCLUDES: Empty mechanized closet with door with transparent window • Screws for manual installation • Triple lock with aluminium rods and padlock system



Code	Description	Ht	Wt	Dt	Weight - Kg
BRES-325P-3LDC	Closet with triple lock +padlock and window	300	250	140	2,00
BRES-43P-3LDC	Closet with triple lock +padlock and window	400	300	200	3,57
BRES-44P-3LDC	Closet with triple lock +padlock and window	400	400	200	4,30
BRES-54P-3LDC	Closet with triple lock +padlock and window	500	400	200	5,21
BRES-64P-3LDC	Closet with triple lock +padlock and window	600	400	230	7,05
BRES-65P-3LDC	Closet with triple lock +padlock and window	600	500	230	7,56
BRES-83P-3LDC	Closet with triple lock +padlock and window	800	300	230	6,40
BRES-86P-3LDC	Closet with triple lock +padlock and window	800	600	300	12,15

DOES NOT INCLUDE : European standard brass lock

BRES-43P-3L-DC



BRES ACCESSORIES

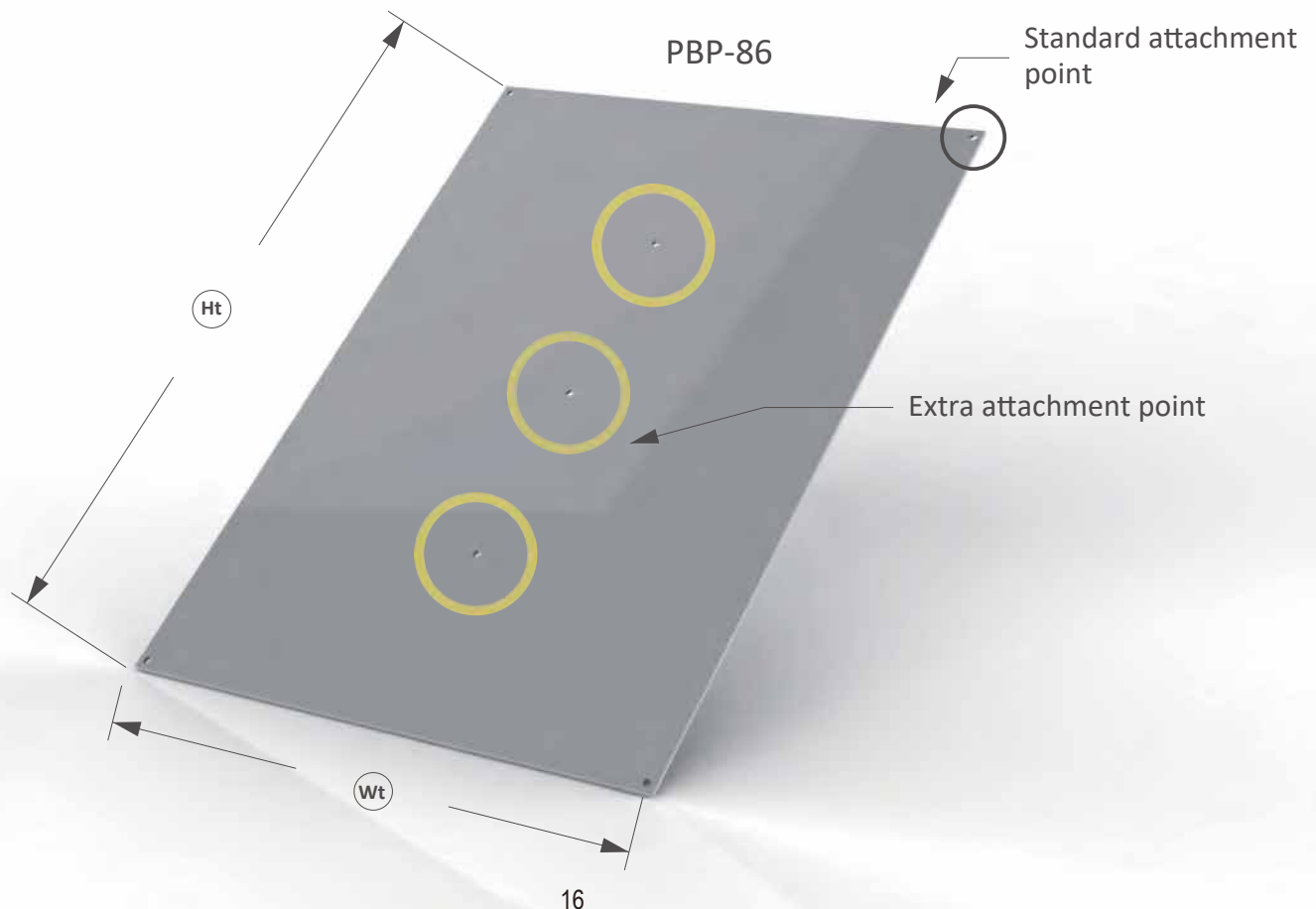
3mm POLYESTER BACK PANNEL

DOES NOT INCLUDE: fastening screws for the M6x10 closet (since they're already included with the closet)

Code	Description	Ht	Wt	Dt	Weight - Kg
PBP-325	Polyester back pannel for the BRES-325 model	262	198	3	0,38
PBP-43	Polyester back pannel for the BRES-43 model	360	248	3	0,59
PBP-44	Polyester back pannel for the BRES-44 model	360	348	3	0,87
PBP-54	Polyester back pannel for the BRES-54 model	460	348	3	1,09
PBP-64	Polyester back pannel for the BRES-64 model	558	348	3	1,30
PBP-65	Polyester back pannel for the BRES-65 model	558	448	3	1,75
PBP-83	Polyester back pannel for the BRES-83 model	756	248	3	1,46
PBP-86	Polyester back pannel for the BRES-86 model	756	548	4	2,78

⚠ Back pannel with centered mechanizations for an extra anchoring of up to 1-2 and even 3 attachments

Prevents the base from sagging when placing heavier components, improves the stiffness of the plate (request for extra screws)



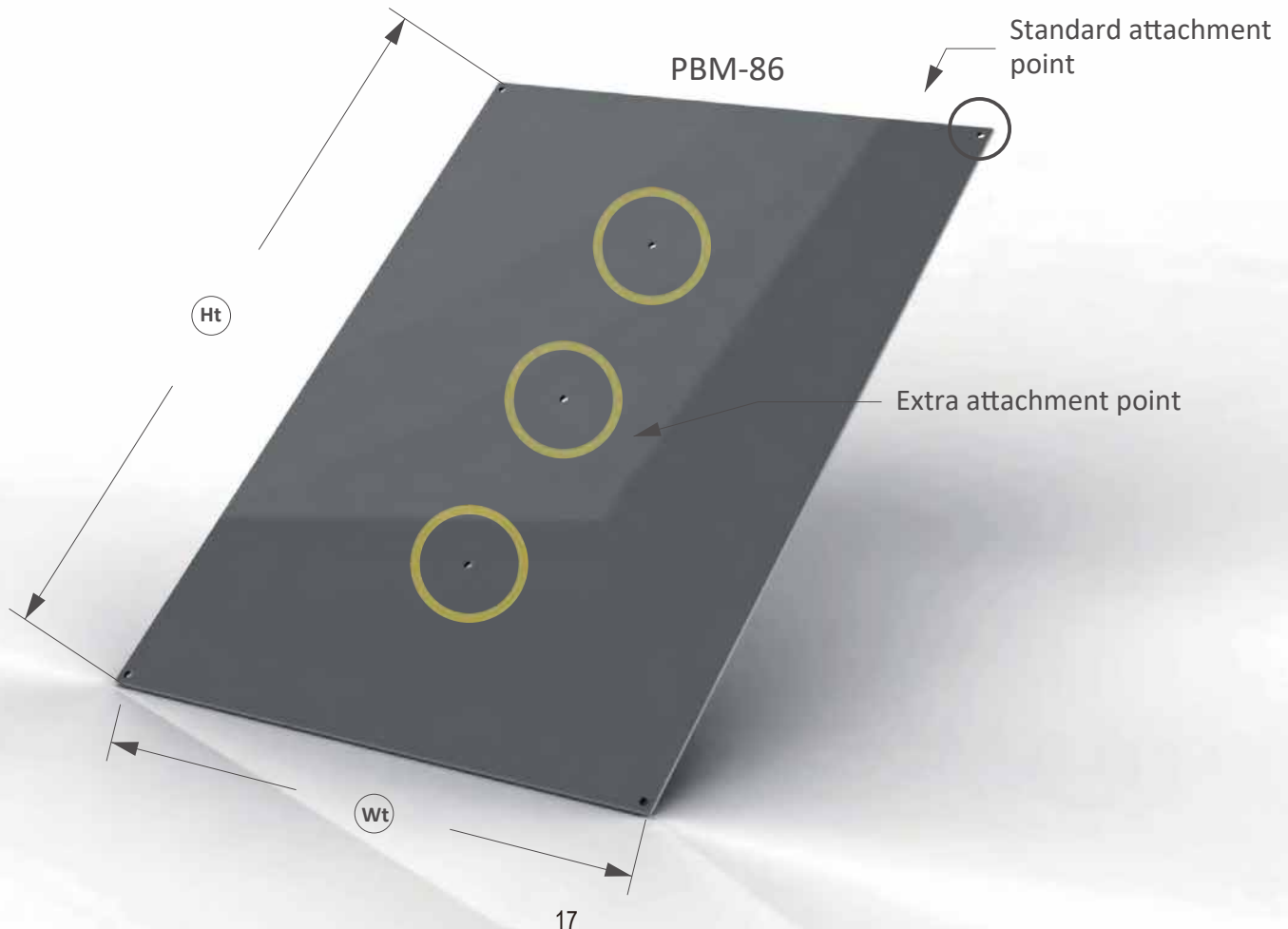
BRES ACCESSORIES

2mm METALLIC BACK PANNEL

Manufactured with galvanized white back pannel

DOES NOT INCLUDE : fixing screws for the M6x10 closet (since they're already included with each closet)

Code	Description	Ht	Wt	Dt	Weight- Kg
PBM-325	Metallic back pannel for the BRES-325 model	262	198	2	0,79
PBM-43	Metallic back pannel for the BRES-43 model	360	248	2	1,30
PBM-44	Metallic back pannel for the BRES-44 model	360	348	2	1,90
PBM-54	Metallic back pannel for the BRES-54 model	460	348	2	2,20
PBM-64	Metallic back pannel for the BRES-64 model	558	348	2	3,00
PBM-65	Metallic back pannel for the BRES-65 model	558	448	2	3,60
PBM-83	Metallic back pannel for the BRES-83 model	756	248	2	3,26
PBM-86	Metallic back pannel for the BRES-86 model	756	548	2	6,40



BRES ACCESSORIES

CHASSIS FOR MODULAR SWITCHGEAR (17,5 mm)

Complete set of metallic chassis, DIN rails and mechanized polycarbonate plate.
 DOES NOT INCLUDE: Closet

Code	Description	Weight- Kg
CHM-325	Capacity for 20 modules, with BRES-325 (2 rows)	1,15
CHM-43	Capacity for 24 modules, with BRES-43 (2 rows)	1,22
CHM-44	Capacity for 36 modules, with BRES-44 (2 rows)	1,50
CHM-54	Capacity for 54 modules, with BRES-54 (3 rows)	1,80
CHM-64	Capacity for 72 modules, with BRES-64 (4 rows)	2,32
CHM-65	Capacity for 96 modules, with BRES-65 (4 rows)	2,62
CHM-83	Capacity for 70 modules, with BRES-83 (5 rows)	2,22
CHM-86	Capacity for 145 modules, with BRES-86 (5 rows)	4,37
TEX-18	18 mm removable cover. for unused modules	0,05


BRES-43 + CHM-43




BRES ACCESSORIES

INSTRUCTIONS FOR CHASSIS ASSEMBLY

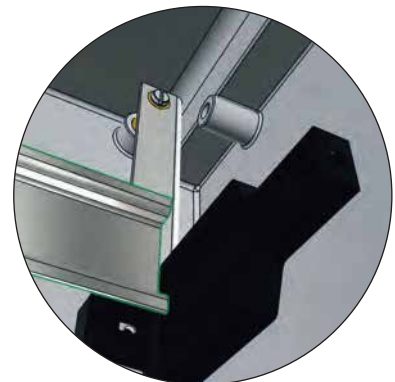
- 1 Place the 4 m6x20 raisers on the bottom to supplement the chassis



- 2 Use your hand to insert the black raisers on top of the "I" shaped outline, if you want to reinforce it, you can tighten it against the outline with the provided screws



- 3 Hold the L shaped outline over the raisers (don't completely tighten the corners)
- 4 Place the DIN rails at the desired location and... now finally !! ...tighten the screws at the corners as much as you can



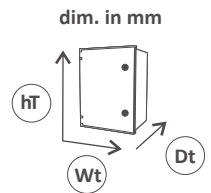
- 5 Finally, place the protection plate and attach it using the provided screws



BRES ACCESSORIES

INTERNAL DOORS


Interior door with double bar closing (includes all necessary accessories for assembly). Does not include the closet



Code	Description	Ht	Wt	Useable depth	Peso - Kg
PUI-325	Internal polyester door for BRES-325	280	230	72	0,45
PUI-43	Internal polyester door for BRES-43	380	280	132	0,55
PUI-44	Internal polyester door for BRES-44	380	380	132	0,65
PUI-54	Internal polyester door for BRES-54	480	380	132	0,75
PUI-64	Internal polyester door for BRES-64	580	380	132	0,85
PUI-65	Internal polyester door for BRES-65	580	480	162	0,95
PUI-83	Internal polyester door for BRES-83	780	280	132	1,10
PUI-86	Internal polyester door for BRES-86	780	580	232	2,0

⚠ The internal doors have a single double bar lock, the same as the closet and its handle, but you may request a different type of lock

BRES-44 + PUI-44



BRES ACCESSORIES

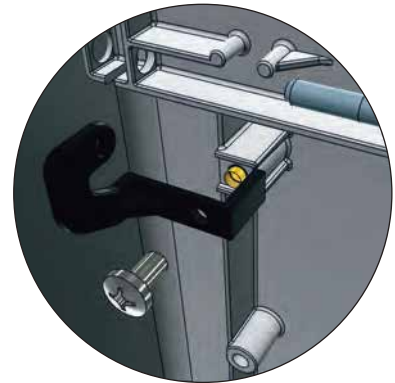
ASSEMBLY INSTRUCTIONS FOR INTERNAL DOORS

- 1 Place the provided NIR-511 inserts on the square-shaped hubs

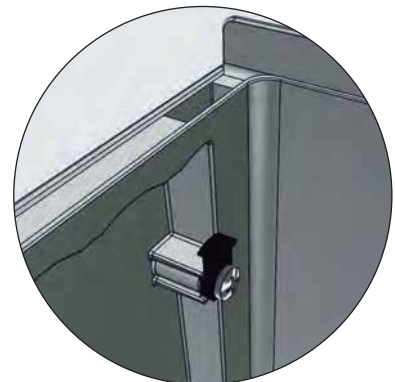


- 2 Chose the aperture side for the door and place the provided hinges, strapping them with the m6x10 screw

The hinge bolt will remain towards the exterior side of the closet



- 3 On the opposite side perform the same operation with the door's supporting piece



- 4 Finally, insert the door in the hinge and pass the closing pins through the door and the hinge (in both sides)




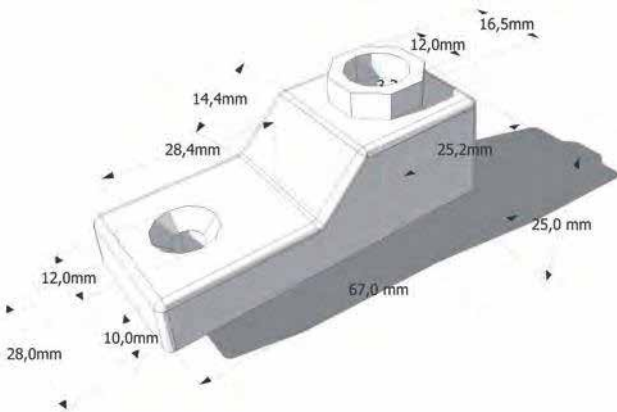
BRES ACCESSORIES

DIRECT WALL MOUNTING - FIXING LUGS

We recommend strapping directly to the wall in order to avoid breaking the IP-66 degree
 Each closet includes a bag with screws for the back panel, double bar key, and
 plugs+screws for a DIRECT wall mounting

Code	Description	Weight - Kg
OFM-14	Wall fixing lug with interior fixing screw (4 un. bundle)	0,09
OFM-14-B	Wall fixing lug with exterior fixing screw (4 un. bundle)	0,09
OFM-14-F	Post fixing lug through straps (4 un. bundle)	0,09

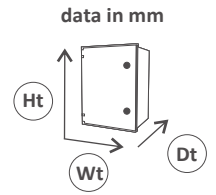
⚠ We offer OFM-14 lugs but because of their design you don't actually need them....you can spare them !!



BRES ACCESSORIES


DIRECT WALL MOUNTING - PREMARKED DISTANCES

All closets are premarked on their posterior area with the measurements between the direct wall attachment points



Code	Description	Ht	Wt	Dt	H	W
BRES-325	Empty standard closet	300	250	140	250	223
BRES-43	Empty standard closet	400	300	200	348	273
BRES-44	Empty standard closet	400	400	200	348	373
BRES-54	Empty standard closet	500	400	200	448	373
BRES-64	Empty standard closet	600	400	230	546	373
BRES-65	Empty standard closet	600	500	230	546	473
BRES-83	Empty standard closet	800	300	230	748	273
BRES-86	Empty standard closet	800	600	300	744	573

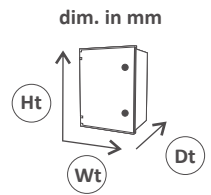
⚠ Therefore you don't need to raise up the closet to mark the distances



BRES ACCESSORIES

FLOOR MOUNTING : PEDESTALS AND SOCLEs

They allow the BRES closet to be placed on the floor, various lock possibilities (upon inquiry)



Code	Description	Ht	Wt	Dt	Weight - Kg
F0-44	Socle for BRES-44	500	365	170	6,1
F1-44	Socle for BRES-44	750	365	170	7,9
F2-44	Socle for BRES-44	1000	365	170	8,85
F0-54	Socle for BRES-54	500	365	170	6,1
F1-54	Socle for BRES-54	750	365	170	7,9
F2-54	Socle for BRES-54	1000	365	170	8,85
F0-64	Socle for BRES-64	500	365	200	6,15
F1-64	Socle for BRES-64	750	365	200	7,95
F2-64	Socle for BRES-64	1000	365	200	8,9
F0-65	Socle for BRES-65	500	465	200	7,2
F1-65	Socle for BRES-65	750	465	200	8,9
F2-65	Socle for BRES-65	1000	465	200	9,9
F0-86	Socle for BRES-86	500	500	300	8,25
F1-86	Socle for BRES-86	750	500	300	10,1
F2-86	Socle for BRES-86	1000	500	300	11




BRES-44-3L + F1-44

BRES ACCESSORIES

FLOOR MOUNTING : PEDESTALS AND SOCLES

It's necessary to mechanize the closet to install the socle.

BRES-65-3L + F1-65 (custom model with padlock and support panel)

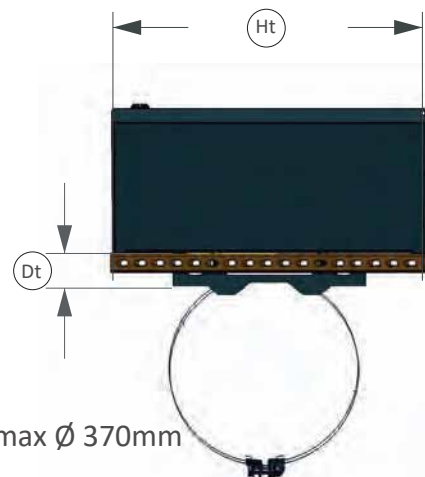
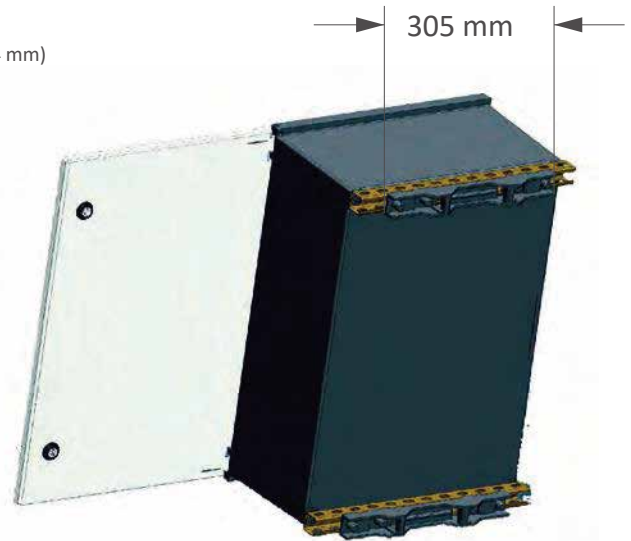
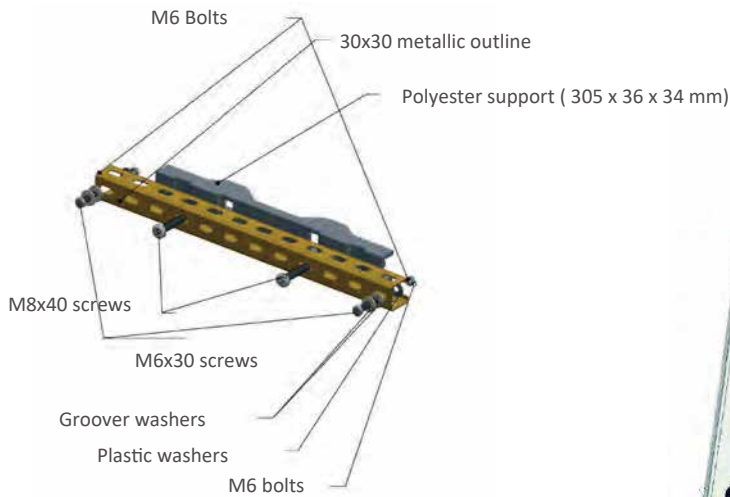


BRES ACCESSORIES

ROUND POST MOUNTING

Set of outlines to mount the closet to a round post
INCLUDES : Outline, support and stainless steel strap

Code	Description	Ht	Dt	Weight- Kg
KIT-USW-BRES-43	support outline set BRES-43	300	52	2,64
KIT-USW-BRES-44	support outline set BRES-44	400	52	2,94
KIT-USW-BRES-54	support outline set BRES-54	400	52	2,94
KIT-USW-BRES-64	support outline set BRES-64	400	52	2,94
KIT-USW-BRES-65	support outline set BRES-65	495	52	3,30
KIT-USW-BRES-83	support outline set BRES-83	300	52	2,64
KIT-USW-BRES-86	support outline set BRES-86	597	52	3,60

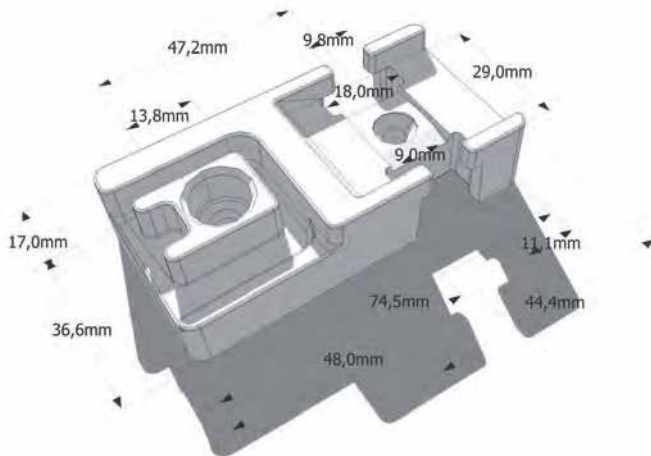


BRES ACCESSORIES SQUARED POST MOUNTING

Lugs for the 16 mm strap, designed to attach the closet to squared posts, made with polyamide 6.6

INCLUDES : 4 unit set

DOES NOT INCLUDE : Strap(maximum recommended size 16mm x 2mm)

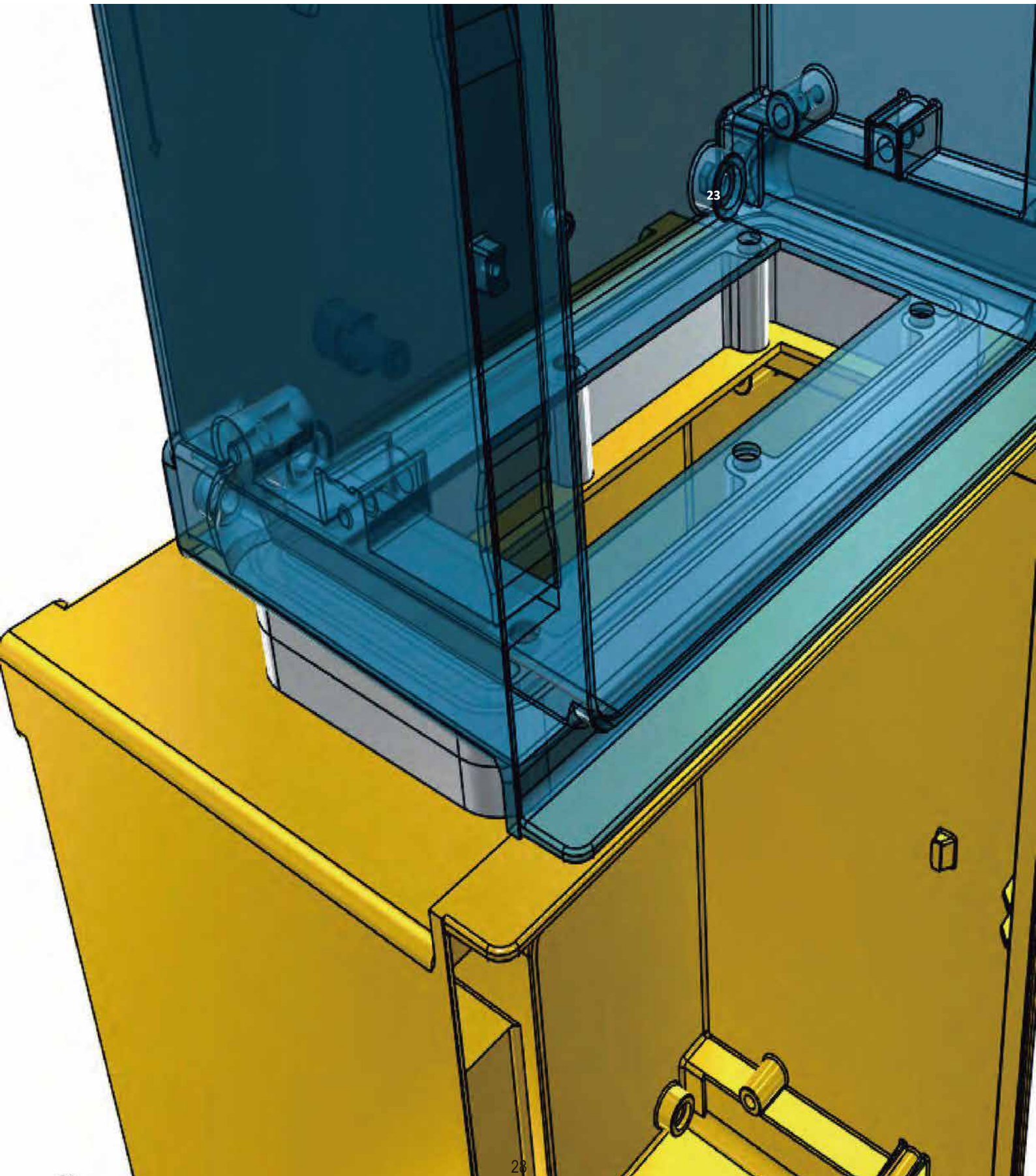


⚠ Minimum width recommended for post fixing 250mm



BRES ACCESSORIES

IP-66 CONNECTION FLANGES



BRES ACCESSORIES
 CONNECTION FLANGES ASSEMBLY MANUAL

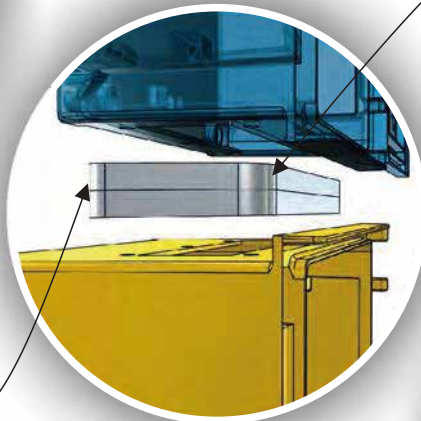


1



You must drill both closets to join them

2




narrow side

Place the connection flange between both closets so it may be used as template

thick side

3



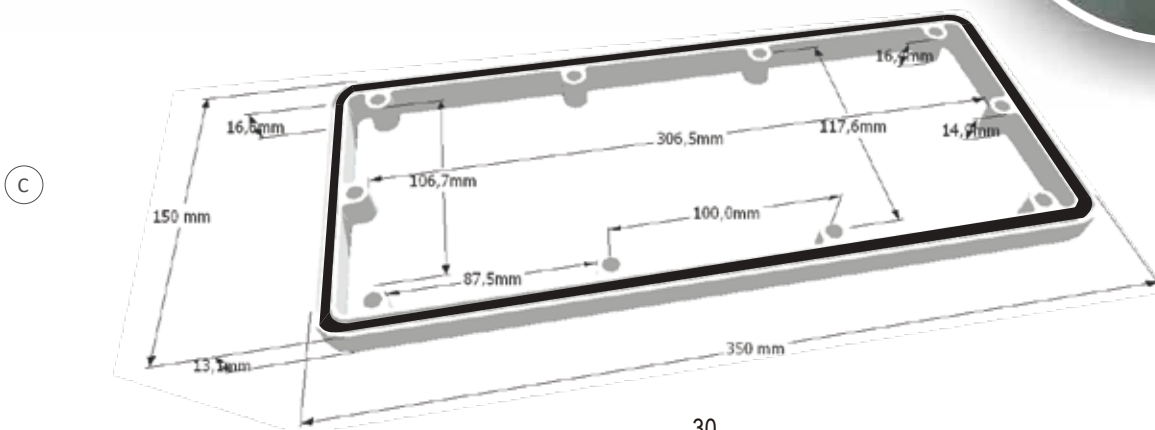
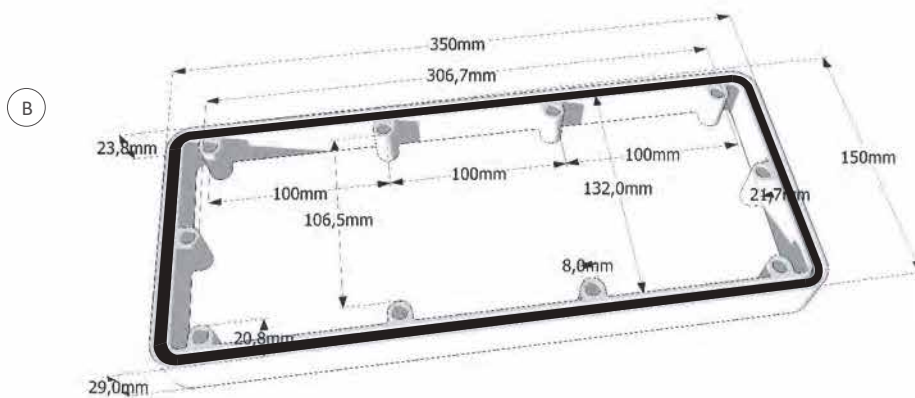
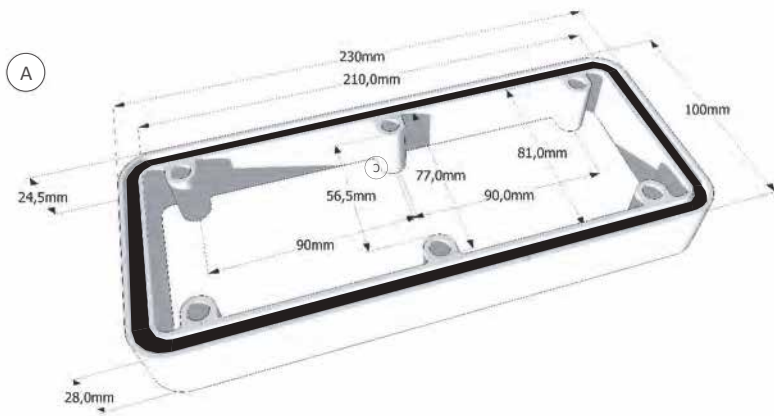
Strap using the provided m8 x 30 screws

BRES ACCESSORIES

IP-66 UNION FLANGES

Allow two closets to be attached together, maintaining IP-66 in VERTICAL UNIONS

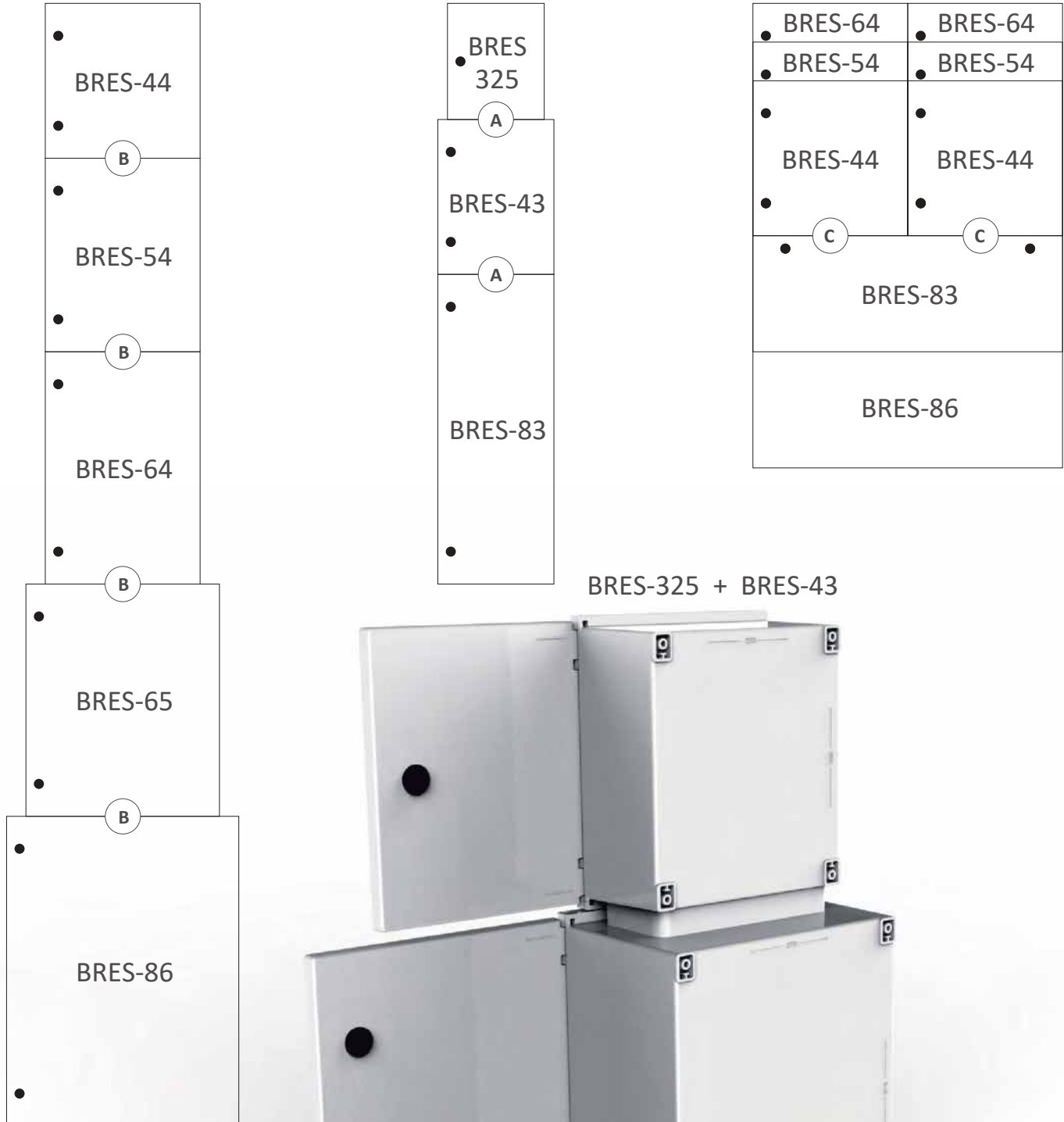
Code	Description	Weight - Kg
UA-230X100	Connection flange through the superior and inferior sides for BRES-325 y BRES-43	0,15
UA-350X150	Connection flange through the superior and inferior sides for BRES-44, BRES-54, BRES-64, BRES-65, BRES-83 y BRES-86	0,19
UA-350X150-B	Connection flange for the laterals of BRES-83 y BRES-86	0,24



BRES ACCESSORIES

IP-66 CONNECTION FLANGES

HORIZONTAL + VERTICAL CLOSET DETAIL



BRES-325 + BRES-43

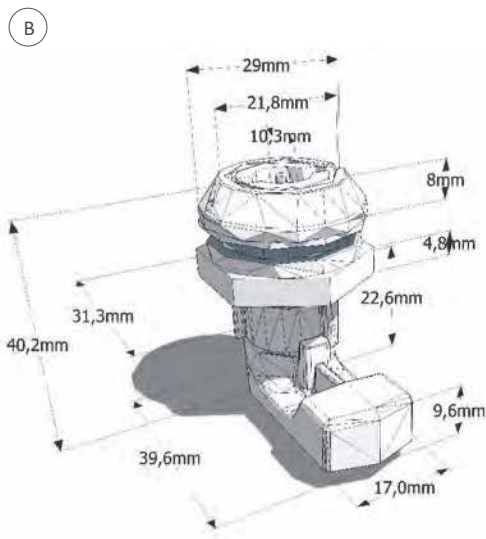


BRES ACCESSORIES

22mm LOCKS WITH MECHANIZATION

Locks + key to place inside the BRES closet. All of them have a sealable thread mechanism.
 Request one unit for the BRES-325 model; for all others, 2 units per closet will be necessary







Code	Description		Weight - Kg
CCU-08	8 mm squared lock	(A)	0,05
CDB-10	Double bar lock (STANDARD)	(B)	0,04
CTR-11	11 mm triangular lock	(C)	0,04
CML-12	Lock with manual handle and key	(D)	0,07
LLD-10	Double bar key		0,01



⚠ The lock can also be used as handle when turned 90 degrees.

The key is standard model n.1333
 Other key models can be requested.

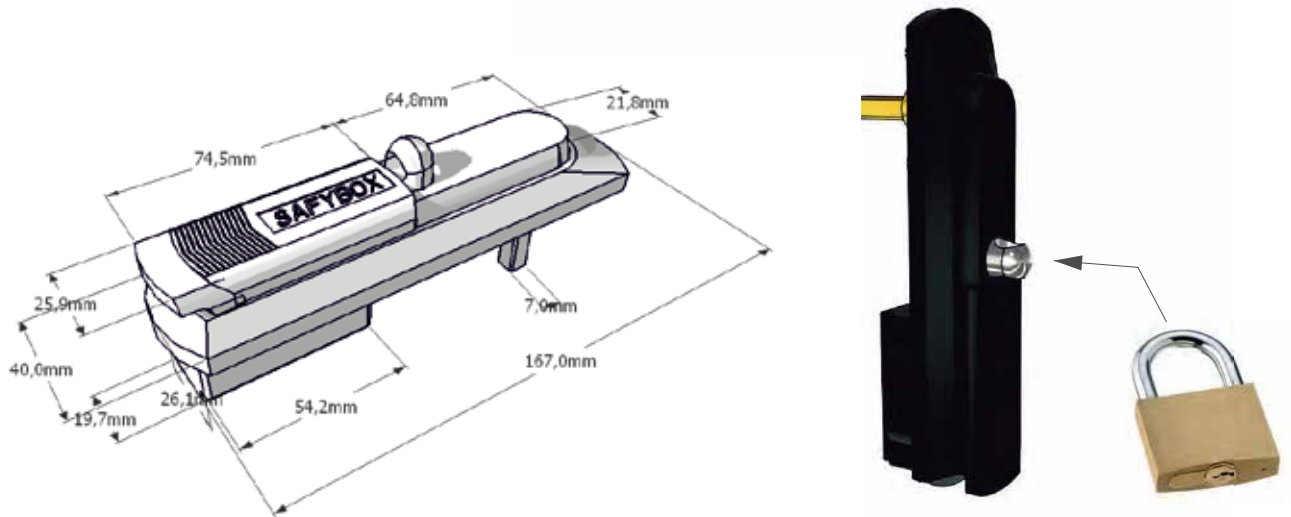


-  CDB-10 Double bar 10 mm dim
-  CTR-11 Triangular 11 mm side
-  CCU-08 Squared 8 mm side
-  TPA-APM ALLEN brass male 5 mm
-  TPAC-APM Brass squared female 8 mm
-  TPAI-APM Brass hexagonal female 6 mm


BRES ACCESSORIES

TRIPLE LOCK RODS

Closets with optional triple lock via lever and stainless steel bolt, in order to place a padlock



ⓘ Thanks to its premarked interiors, we simplify any switch and button installation



ⓘ The ZiG-ZAG design throughout the inside of the doors gives them a higher mechanical resistance and prevents any arching that may be caused by temperature changes

BRES ACCESSORIES

Ip54 VENTILATION DEVICES

Allows the entry and natural circulation of air, we recommend 2 units per closet in a diagonal position.

Code	Description	Weight - Kg
DV-m	Ventilation system (IP-54)	0,01
DV-g	Large ventilation system (IP-54)	0,03
DV-IP66	Large ventilation system (IP-66)	0,03

⚠ It's necessary to mechanize the closet in order to perform the installation (In some models, it will reduce the protection of the closet to IP54)

DV-M

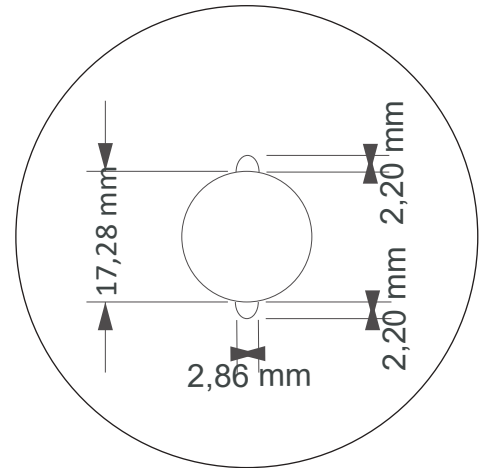
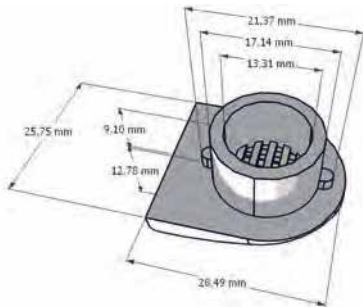



Diagram of the DV-m machining



BRES ACCESSORIES

Ip54 VENTILATION DEVICES

The LARGE device has a rubber membrane for the IP-54 protection, we recommend the use of 2 units

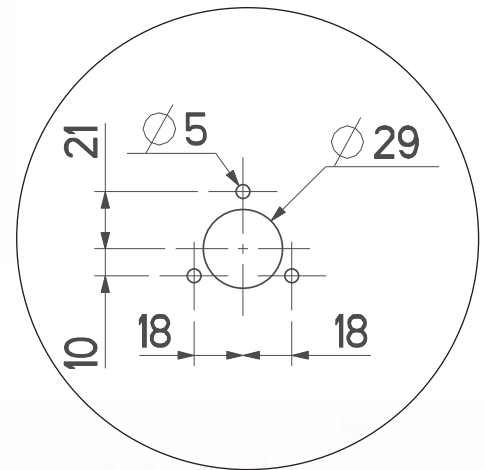
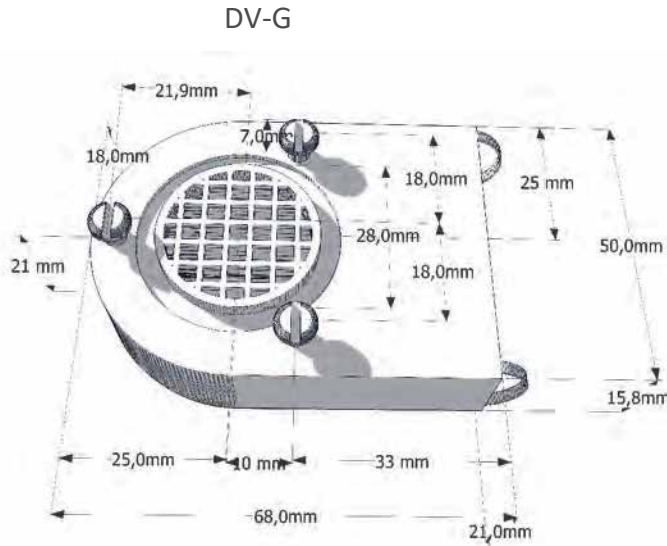


Diagram of the DV-g machining



BRES ACCESSORIES

SPARE DOORS

Opaque door • Not machined


INCLUDES : Double bar locks • hinge pins

Code	Description	Ht	Wt	Weight - Kg
PUB-325	Opaque door for bres-325	300	250	2,00
PUB-43	Opaque door for bres-43	400	300	3,57
PUB-44	Opaque door for bres-44	400	400	4,30
PUB-54	Opaque door for bres-54	500	400	5,21
PUB-64	Opaque door for bres-64	600	400	7,05
PUB-65	Opaque door for bres-65	600	500	7,56
PUB-83	Opaque door for bres-83	800	300	6,40
PUB-86	Opaque door for bres-86	800	600	12,15

Machined door with transparent window • Polycarbonate cover with UV protection

INCLUDES: Double bar locks • hinge pins

Code	Description	Ht	Wt	rd	Weight - Kg
PUB-325P	Windowed door for bres-325	200	80	25	2,00
PUB-43P	Windowed door for bres-43	280	120	25	3,57
PUB-44P	Windowed door for bres-44	280	220	30	4,30
PUB-54P	Windowed door for bres-54	380	220	30	5,21
PUB-64P	Windowed door for bres-64	480	220	30	7,05
PUB-65P	Windowed door for bres-65	480	320	35	7,56
PUB-83P	Windowed door for bres-83	600	120	25	6,40
PUB-86P	Windowed door for bres-86	600	400	35	12,15



! The ZiG-ZAG design throughout the inside of the doors gives them a higher mechanical resistance and prevents any arching that may be caused by temperature changes

BRES ACCESSORIES


DOOR HOLDERS

2 HOLDERS to prevent the doors and the hinges from breaking. They will absorb any air bursts, impacts during manipulation and installation of the systems...

Code	Description	Weight - Kgs
bo-BRES-retene	Holders for the entire range of BRES closets (2 un)	0,01

Complete self-assembly set :
 INCLUDES: 2 Holders, 4 m6x10 screws y 4 M6 inserts

Install this accesorie limits 145° door opening

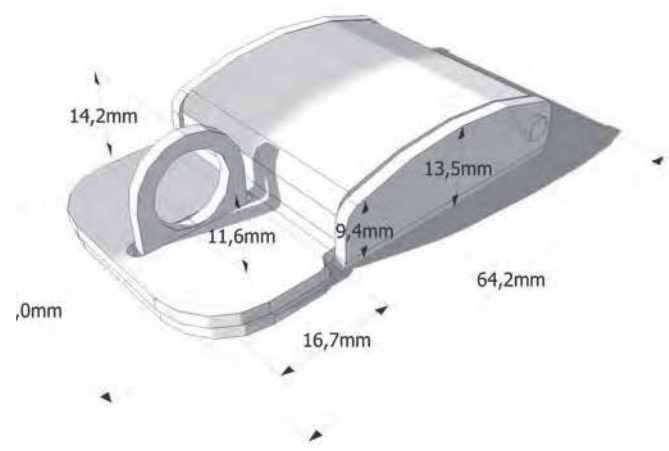
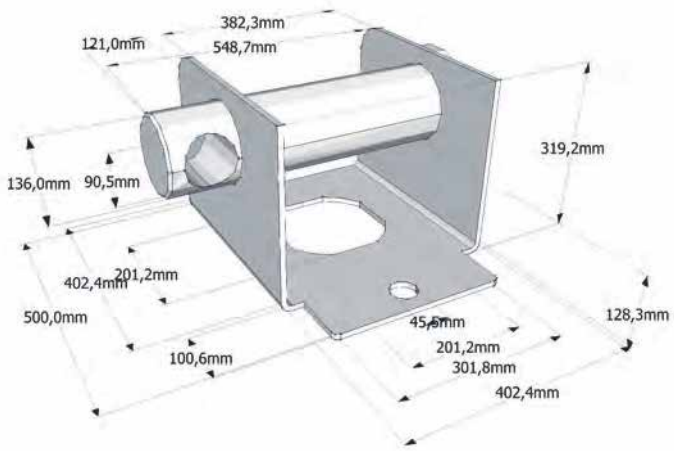


BRES ACCESSORIES

PADLOCK DEVICES

Padlocking devices for manual installation on the lock itself, the lock must be dismantled for the installation

Code	Description	Weight - Kg
CBC-13-in	Lock for securing a padlock device, STAINLESS steel (1 un)	0,12
CBC-13	Lock for securing a padlock device, bichromate steel (1 un)	0,10



BRES-43P



BRES ACCESSORIES
Ip67 CABLE GLANDS

If you'd like, we can also customize the closet for you
(round, squared, even countersunk machinings)

Code	Metric	cable section - MIN MAX		diameter	dim-machinings	Weight - Kg
PG-7	M-12	2,5	6,5	9	12,5	0,01
PG-9	M-16	4,5	8	9	15,5	0,01
PG-11	M-20	5	10	9	18,6	0,01
PG-13,5	M-20	6	12	10	20,4	0,02
PG-16	M-25	7	14	10	22,5	0,02
PG-21	M-32	11	18	12	28,3	0,02
PG-29	M-40	17	25	13	37	0,03
PG-36	M-50	22	32	16	47	0,03
PG-42	M-50	26	39	17	54	0,03
PG-48	M-63	30	44	18	59,3	0,04

MACHININGS

We customize the closets in our completely automated 3D printer departments

We can customize any of the sides of the closet, backside, sides, door, etc...

Our custom closet solutions are panel builder friendly, ready for direct assembly and avoid requiring manual machining, which can often be innacurate or innef ficient.

LASER MARKINGS

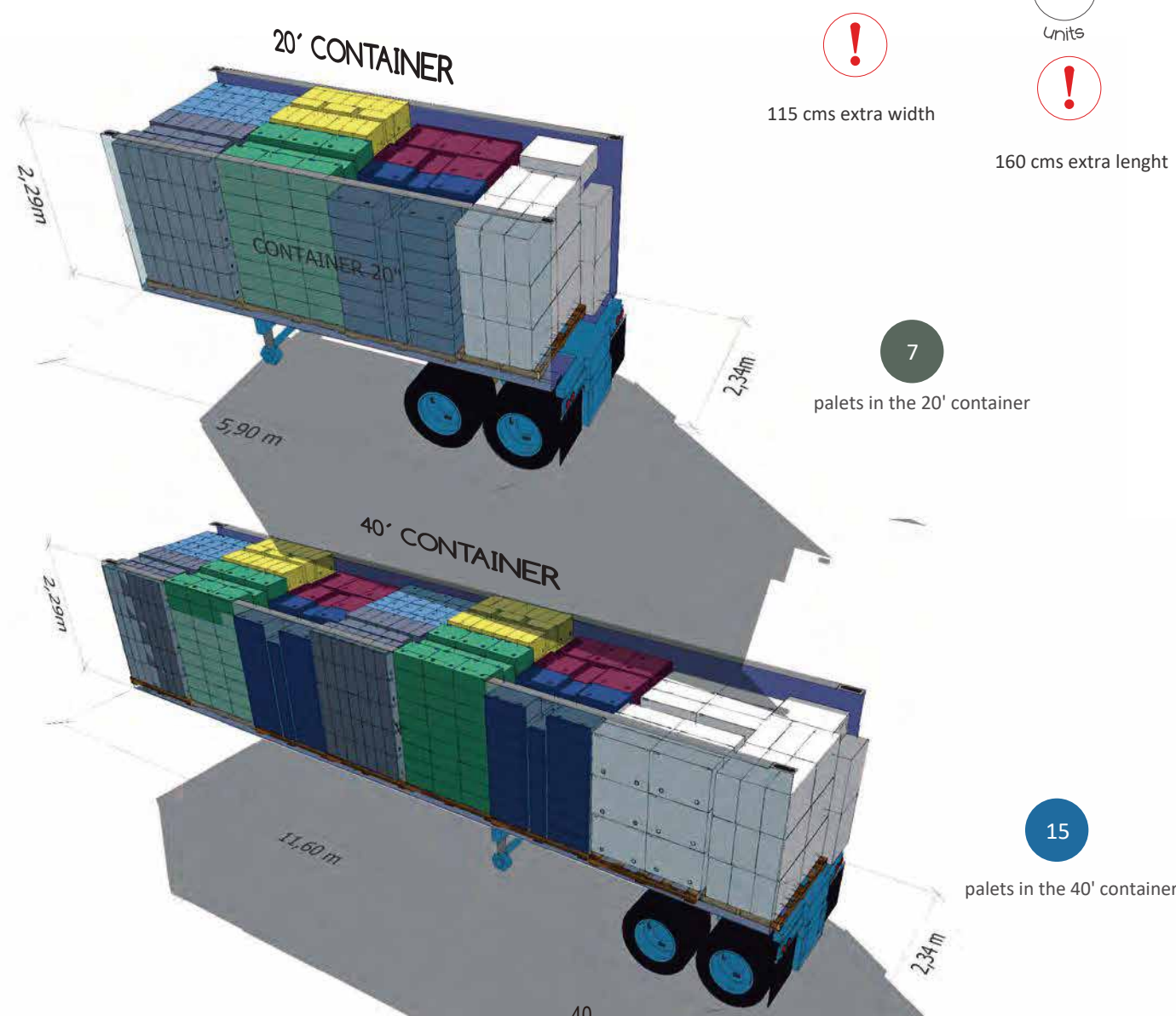
Forget about tags always getting lost or disappearing.

We can use lasers to mark directly over our closets the logo of your company, corporate image or QR/VIDI code.



PACKING BRES

UNITS PER PALLET AND THE 20 AND 40 FEET CONTAINERS



BRES GENERAL DATA TABLE

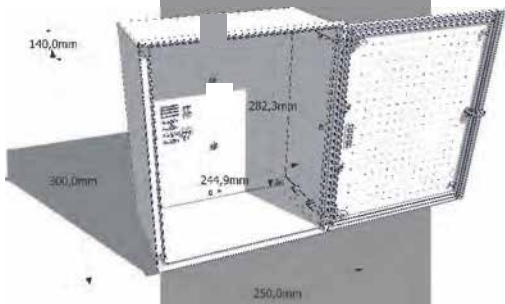

BRES-325
BRES-43
BRES-44
BRES-54
BRES-64
BRES-65
BRES-83
BRES-86

Exterior Dimensions								
Height (mm)	300	400	400	500	600	600	800	800
Width (mm)	250	300	400	400	400	500	300	600
Depth (mm)	140	200	200	200	230	230	230	300
Usable Interior Dimensions								
Height (mm)	273	373	373	473	573	573	773	773
Width (mm)	207	257	357	357	357	457	257	557
Depth (mm)	123	183	183	183	213	213	213	283
Packing								
Un/Palet 155x110cm	270	119	85	66	47	43	56	18
Un/Palet 110x110cm	208	84	60	50	40	32	32	12
Un/Palet 120x80cm	130	66	54	44	32	24	30	12
Un/Container 20' (7 pallets 155 x 110 x 220 cm)	1.890	833	595	462	329	301	392	126
Un/Container 40' (15 pallets 155 x 110 x 220 cm)	4.050	1.785	1.275	990	705	645	840	270
Other characteristics								
N. of locks	1	2	2	2	2	2	2	2
N. of anti-buckling systems	1	2	2	2	2	2	2	2
Plate attachment points	4	5	5	6	6	6	4	7
Dissipation DT=40°C (W)	36,20	58,80	72,60	82,90	99,40	117,00	103,00	185,00
Weight (kg)	1,93	3,60	4,35	5,25	7,13	7,93	6,40	12,65
Polyester plate								
	pbp-325	pbp-43	pbp-44	pbp-54	pbp-64	pbp-65	pbp-83	pbp-86
Height (mm)	262	360	460	560	558	558	756	756
Width (mm)	198	248	348	348	348	448	248	548
Thickness (mm)	3	3	3	3	3	3	3	3
Weight (kg)	0,38	0,59	0,87	1,09	1,30	1,75	1,46	2,78
Metallic plate								
	pbm-325	pbm-43	pbm-44	pbm-54	pbm-64	pbm-65	pbm-83	pbm-86
Height (mm)	262	360	460	560	558	558	756	756
Width (mm)	198	248	348	348	348	448	248	548
Thickness (mm)	2	2	2	2	2	2	2	2
Weight (kg)	0,79	1,30	1,90	2,20	3,00	3,60	3,26	6,40
Internal door								
	PUI-325	PUI-43	PUI-44	PUI-54	PUI-64	PUI-65	PUI-83	PUI-86
Height (mm)	280	380	380	480	580	580	780	780
Width (mm)	230	280	380	380	380	480	280	580
Depth (mm)	17	17	17	17	17	17	17	17
Weight (kg)	0,49	0,59	0,75	1,00	1,10	1,30	1,10	2,20
DIN Rail chassis								
	CHM-325	CHM-43	CHM-44	CHM-54	CHM-64	CHM-65	CHM-83	CHM-86
Height (mm)	270	365	365	465	565	565	765	765
Width (mm)	226	278	378	378	378	478	278	578
Depth (mm)	110	125	125	125	125	125	125	125
Module capacity	20	24	36	54	72	96	70	145
Socle 500mm height, Weight (kg)			F0-44 (6,10)	F0-54 (6,10)	F0-64 (6,10)	F0-65 (7,20)		F0-86 (8,25)
Socle 750mm height, Weight (kg)			F1-44 (7,90)	F1-54 (7,90)	F1-64 (7,90)	F1-65 (8,90)		F1-86 (10,10)
Socle 1.000mm height, Weight (kg)			F2-44 (8,85)	F2-54 (8,85)	F2-64 (8,85)	F2-65 (9,90)		F2-86 (11,00)

BRES RANGE
 INTERNAL AND EXTERNAL DIMENSIONS

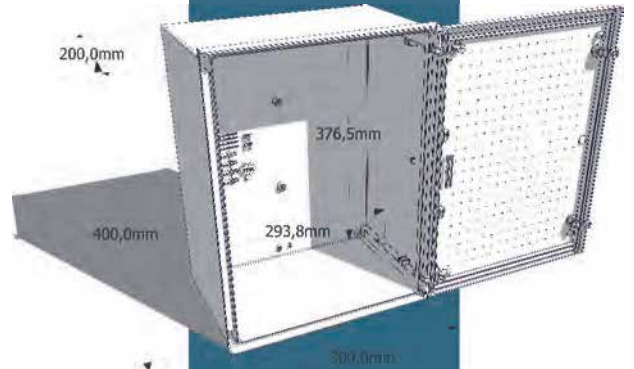
depth 140 mm

BRES-325

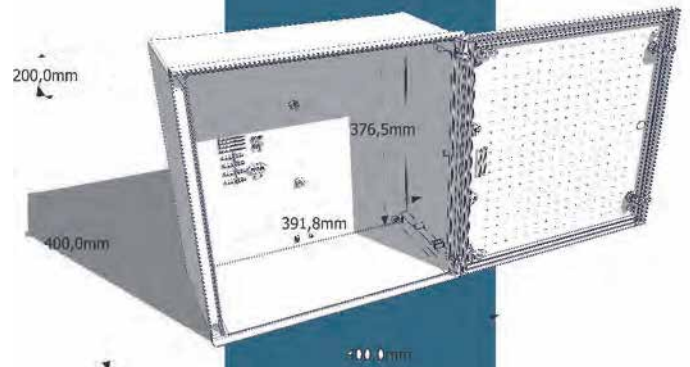


depth 200 mm

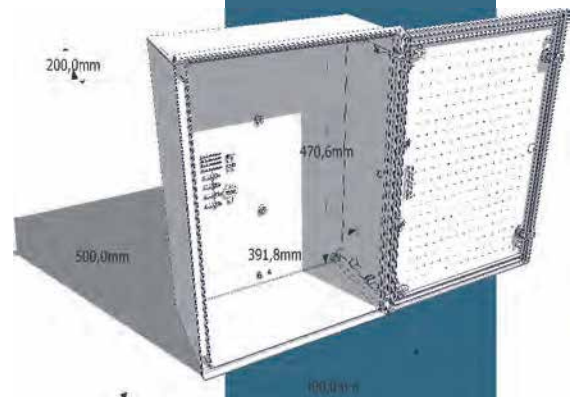
BRES-43



BRES-44



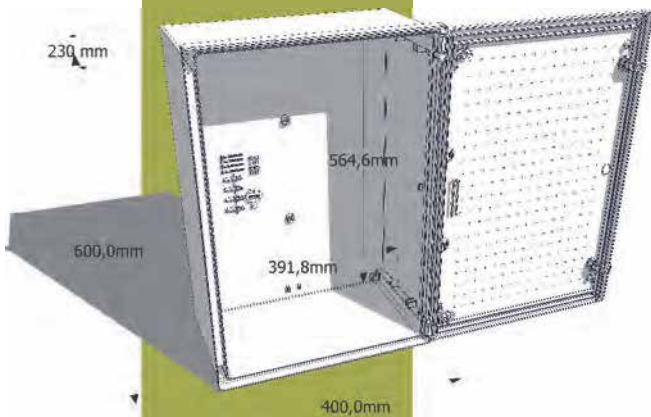
BRES-54



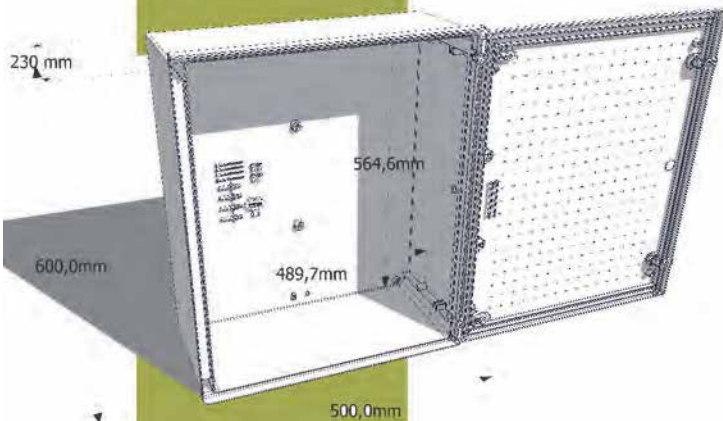
BRES RANGE
 INTERNAL AND EXTERNAL DIMENSIONS

depth 230 mm

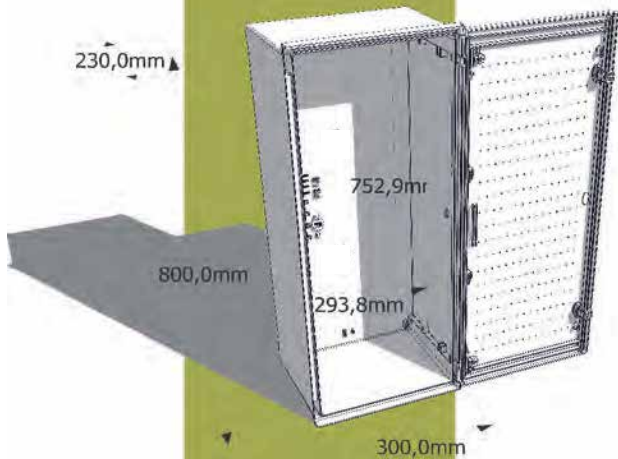
BRES-64



BRES-65

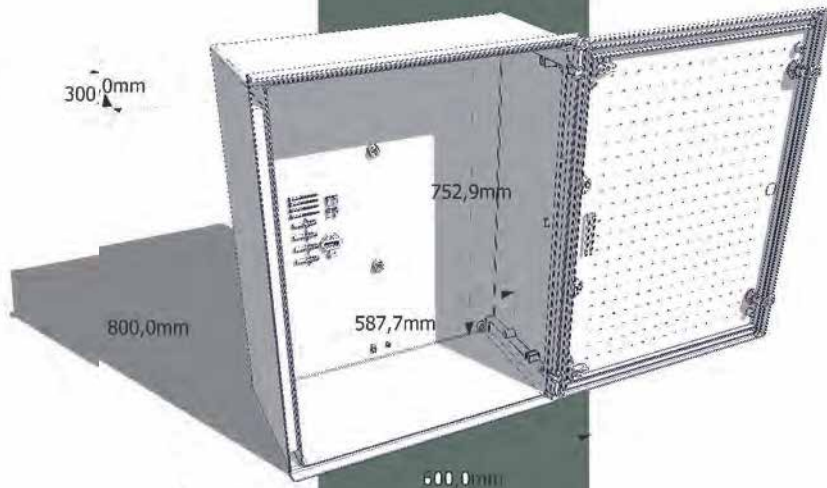


BRES-83



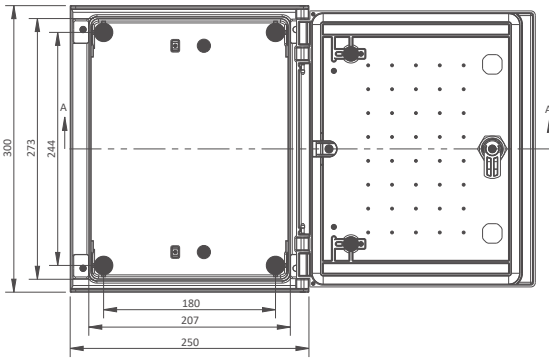
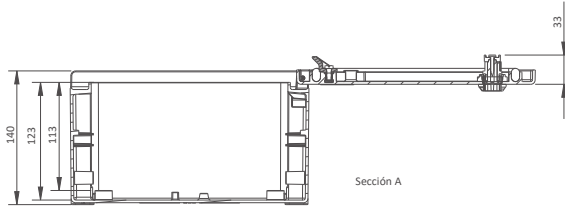
depth 300 mm

BRES-86

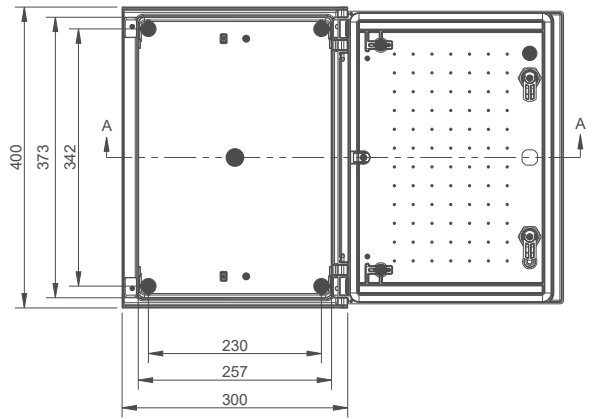
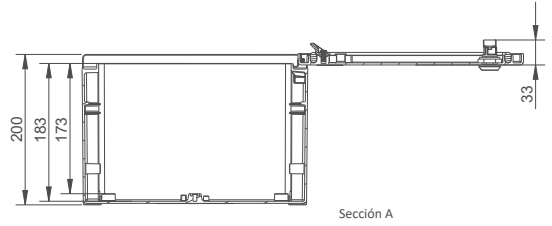


BRES RANGE
 INTERNAL AND EXTERNAL DIMENSIONS

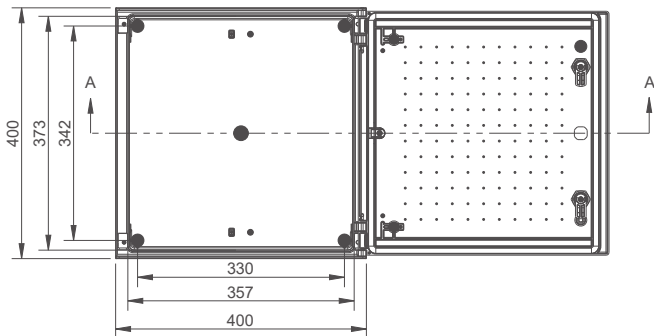
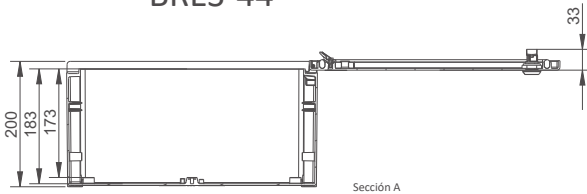
BRES-325



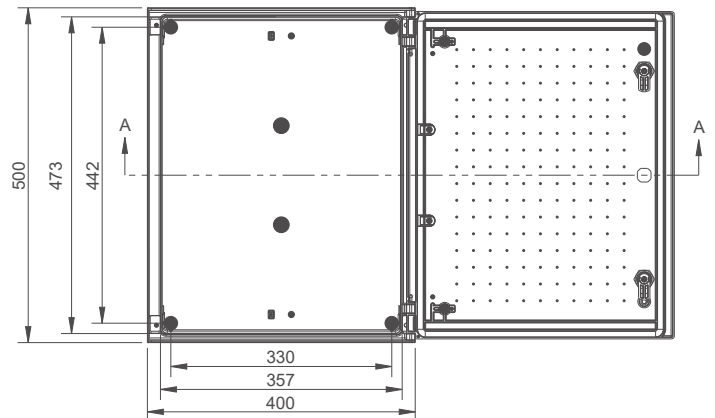
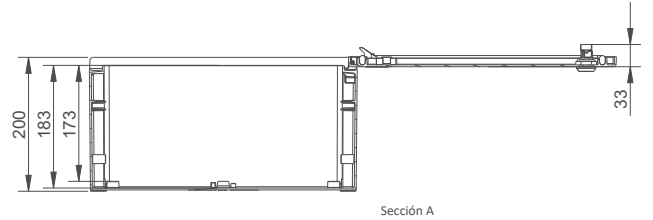
BRES-43



BRES-44

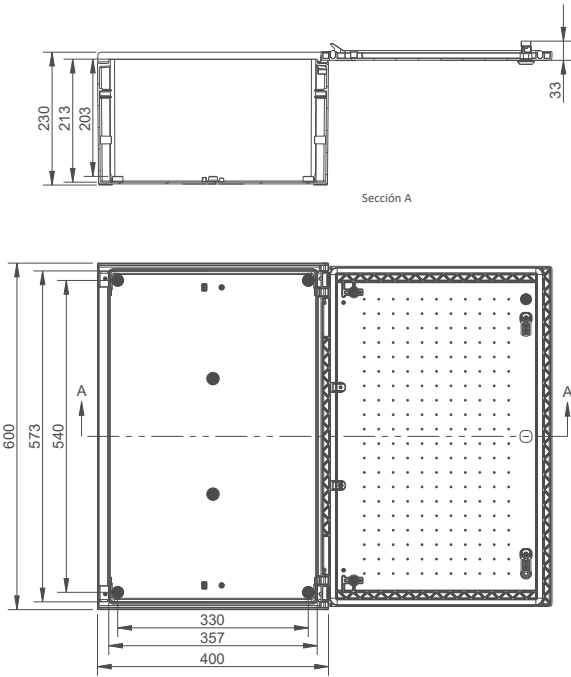


BRES-54

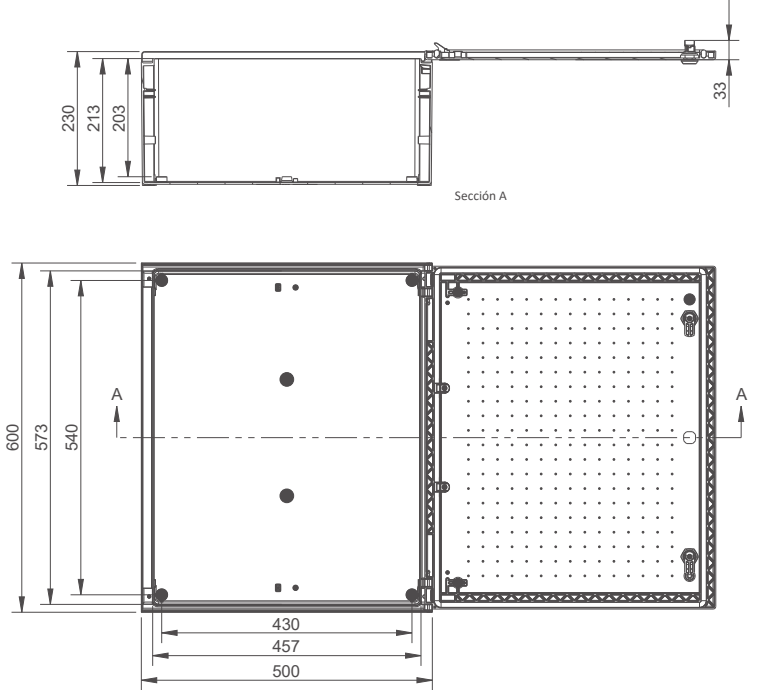


BRES RANGE
 INTERNAL AND EXTERNAL DIMENSIONS

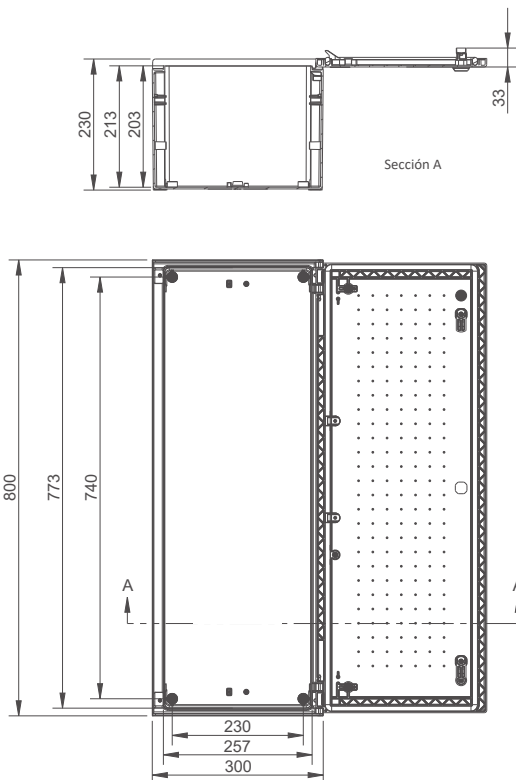
BRES-64



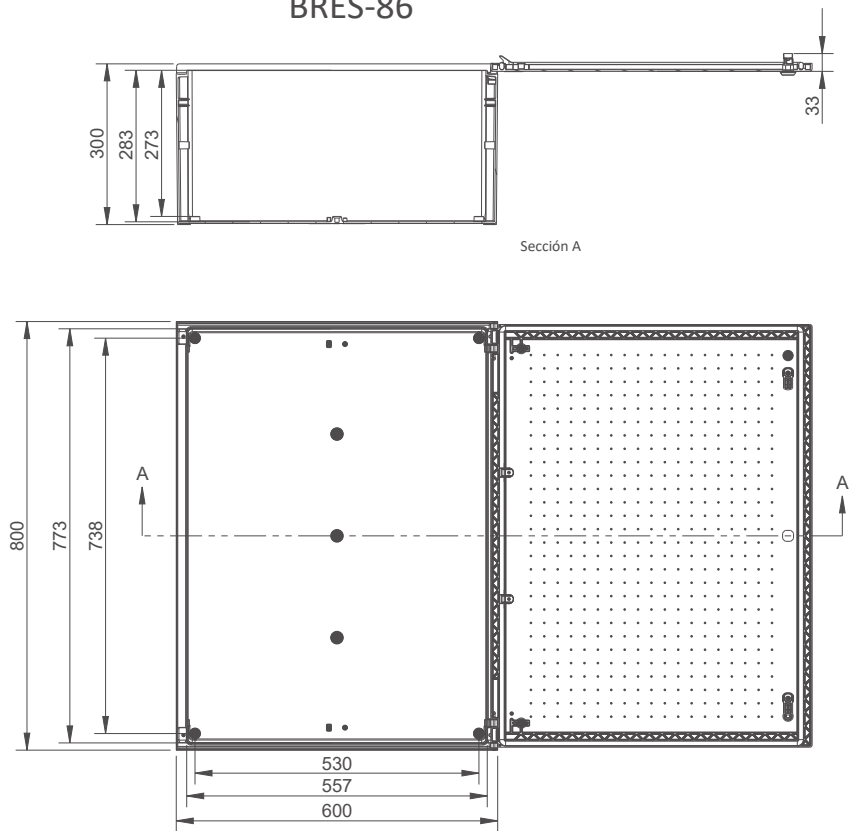
BRES-65



BRES-83



BRES-86



CUSTOM DIVISION

ALARMA

MARCHA PROTECCION MOTOR DISPARADA MARCHA PROTECCION MOTOR DISPARADA

BOMBA
AUT. - 0 - MAN.

BOMBA
AUT. - 0 - MAN.

INTERRUPTOR
PRINCIPAL
ABRIR ARMARIO SOLO EN POSICION 0

SILENCIADO SIRENA
0 1



CUSTOS DIVISION

choose your degree of customization

choose your enclosure model



Do it yourself

We can do the holes

We can fully equip them

We can also laser-mark your logo



