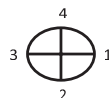
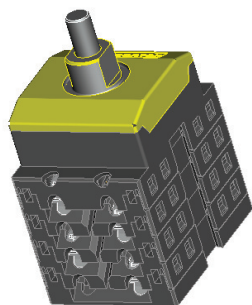


Data Sheet

Santon X-Type switch X100.40P4-A

Switch disconnecter for solar application according to IEC 60947-1&3 by KEMA

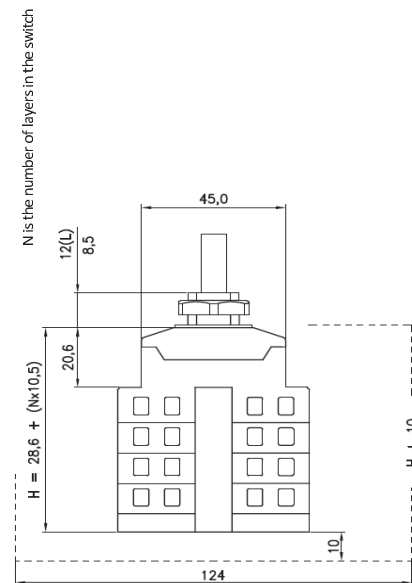
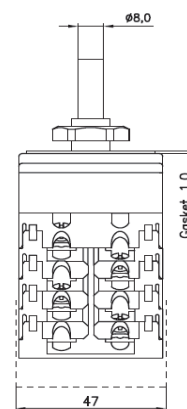
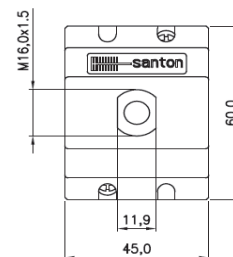


Terminals Scheme									
Layer No.	Front Side		Symbol	Rear Side		On Positions			
	Left	Right		Left	Right	1	2	3	4
6									
5									
4									
3									
2									
1									
6									
5									
4	-2			-2					
3		-1			-1				
2					+1				
1					+1				

Contacts are made in "X" marked position.
Symbols for interconnection: [

Technical data	Symbol	Merit	Unit
rated operational voltage (DC poles)	Ue		1000 V dc
rated operational current (DC poles)	Ie		40 A dc
rated operational voltage (second rating DC poles, if requested)	Ue		0 V dc
rated operational current (second rating DC poles, if requested)	Ie		0 A dc
rated operational voltage (third rating DC poles, if requested)	Ue		0 V dc
rated operational current (third rating DC poles, if requested)	Ie		0 A dc
method of mounting	single hole mounting IP65 [P]		
number of DC poles			4
utilization category DC	DC-21B		
actuator	standard black [A],		
positions	OFF at 3 hr, ON at 6 hr, OFF at 9 hr, ON at 12 hr		
rated impulse withstand voltage	Uimp		8 kV
insulation voltage	Ui		1000 V
rated thermal current uninterrupted duty	Iu		40 A
rated short-time withstand current (1s)	Icw		700 A
rated short-circuit making capacity	Icm		1,4 kA
rated conditional short-circuit current			5 kA
max power dissipation			3,8 W
method of operation	independent manual operation		
minimum required dimensions of enclosures L x W x H*			124 x 47 x 95 mm
* see the drawing for the height of the switch. The number of layers N is:			6
tightening torque terminal screws M4, min. - max.	1,5	1,7	Nm
tightening torque panel mounting nut, min. - max.	2,0	2,5	Nm
tightening torque M3 screw in the standard black knob, min. - max.	0,5	0,7	Nm
minimum required fine wire cross-section: IEC60947-1, table 9			2x6 mm2
ambient temperature allowed between			- 20 to + 70 °C
storage temperature allowed between			- 40 to + 80 °C
maximum relative humidity, without condensation at 20°C			90 %
pollution degree			2
IP rating terminals			IP20
IP rating gland of the shaft in case of single hole panel mounting			IP65
rated operational voltage (AC poles)	Ue		V ac
rated operational current (AC poles)	Ie		A ac
number of AC poles			
auxiliary contact(s), AC15			No auxiliary contact
weight			284 g
accessories:	-		
	-		

Superior Switch Solutions



Mounting instructions

In the application all ratings have to be respected. When building the switch in an enclosure, the space envelope must be respected according to the applicable standards. The terminals, without interconnection can take copper wires up to 6 mm². The recommended Spade Tongue Terminals may have a maximum width of 9 mm. For CSA and UL applications, registered Spade Tongue Terminals must be used. The registration numbers are UL: E13288 and CSA: LR7189 (for instance type 165015 from Tyco). After mounting, the wiring must be checked and the switch must operate smoothly.

Maintenance

The X type switches are designed for a very long life but it is advised to do some simple yearly maintenance.
- Check the installation for signs of overload or overheating. The terminals may not exceed the limit of 85°C under full load.
- By operating the switch a few times (5x) the contacts will clean themselves and the switch will have a longer life.

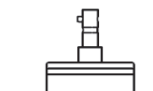

A type knob



D type knob



B type knob



O type knob



Dimensions, specifications and data shown could be subject to change without notice.

Superior Switch Solutions