

# Single Phase (2 MOV/GDT in Series Modules) Surge Protection Devices Type JDA-D1-100/\*\*\*-2MVGT-R

Surge arrester for low-voltage power supply system protection against surges at the boundaries from lightning protection zone 0B-1 and higher.

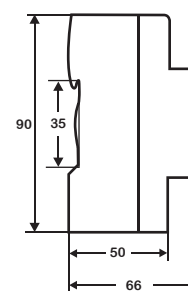
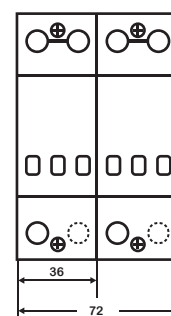
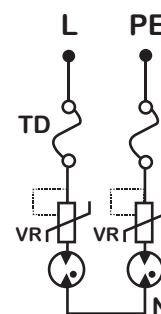
- Class I+II (B+C) arrester in according with IEC61643-1:2005.
- Two part design consisting of base and non-pluggable protection module.
- High energy MOV (Metal Oxide Varistor) and GDT (Gas Discharge Tube) hybrid unit inside.
- Reliable supervision due to disconnection device.
- Fault indication by red indication flag in window.
- Fast response.
- With remote alarm terminal optional.



## Characteristics

Type	JDA- D1-100/***-2MVGT-R									
	150	175	275	300	320	385	440	550	600	
In accordance with	IEC61643-1:2005 ; UL1449 3rd									
Category IEC/VDE	I+II / B+C									
Max. continuous operating voltage (AC/DC)	150/ 200	175/ 225	275/ 300	300/ 385	320/ 420	385/ 505	440/ 585	550/ 745	600/ 800	
Nominal discharge current(8/20) In	L-N	50KA								
	N-PE	50KA								
Max. discharge current(8/20) Imax	L-N	100KA								
	N - PE	100KA								
Lightning impulse current(10/350) Iimp	L-N	12.5KA								
	N - PE	12.5KA								
Voltage protection level	@In	0.6KV	0.6KV	1.2KV	1.2KV	1.2KV	1.2KV	1.8KV	2.4KV	2.4KV
	@3KA	0.5KV	0.5KV	0.8KV	0.8KV	0.8KV	0.8KV	1.2KV	1.6KV	1.6KV
Response time	L-N	≤100 ns								
	N-PE	≤100 ns								
Follow current	L-N	No								
	N-PE	No								
Residual current at Uc	L-N	No								
	N-PE	No								
Backup fuse <small>(only required if not already provided in mains)</small>	250A gL/gG									
Operating temperature range	- 40°C ~ + 80°C									
Cross-section of connection wire	Single-strand 35mm <sup>2</sup> ; multi-strand 25mm <sup>2</sup>									
Mounting	35mm DIN-rail in accordance with EN 50022/DIN46277-3									
Enclosure material	Thermoplastic ; extinguishing degree UL94 V-0									
Degree of protection	IP20									
Installation width	4 modules , DIN 43880									
Thermal disconnecter	Internal green – normal red - failure									
Remote alarm contact	Optional									

## Dimensions and Diagram



Note: Subject to change without any notice.