


Three Phase (4 MOV/GDT in Series Modules) Surge Protection Devices Type JDA-D3-100/***-4MVGT-R

Surge arrester for low-voltage power supply system protection against surges at the boundaries from lightning protection zone 0B-1 and higher.

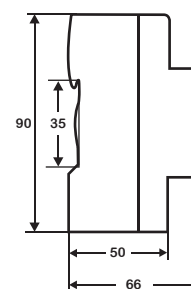
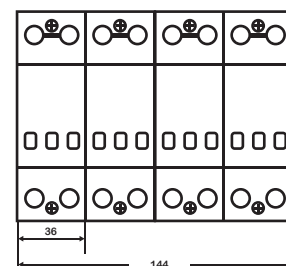
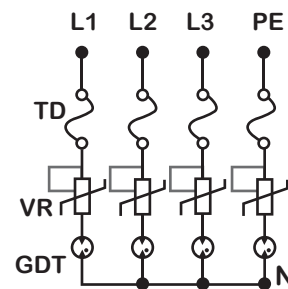
- Class I+II (B+C) arrester in according with IEC61643-1:2005.
- Two part design consisting of base and non-pluggable protection module.
- High energy MOV (Metal Oxide Varistor) and GDT (Gas Discharge Tube) hybrid unit inside.
- Reliable supervision due to disconnection device.
- Fault indication by red indication flag in window.
- Fast response.
- With remote alarm terminal optional.



Characteristics

Type	JDA- D3-100/***-4MVGT-R									
	150	175	275	300	320	385	440	550	600	
In accordance with	IEC61643-1:2005 ; UL1449 3rd									
Category IEC/VDE	I+II / B+C									
Max. continuous operating voltage (AC/DC)	150/ 200	175/ 225	275/ 300	300/ 385	320/ 420	385/ 505	440/ 585	550/ 745	600/ 800	
Nominal discharge current(8/20) I _n	L-N									50KA
	N-PE									50KA
Max. discharge current(8/20) I _{max}	L-N									100KA
	N - PE									100KA
Lightning impulse current(10/350) I _{imp}	L-N									12.5KA
	N - PE									12.5KA
Voltage protection level	@I _n	0.6KV	0.6KV	1.2KV	1.2KV	1.2KV	1.2KV	1.8KV	2.4KV	2.4KV
	@3KA	0.5KV	0.5KV	0.8KV	0.8KV	0.8KV	0.8KV	1.2KV	1.6KV	1.6KV
Response time	L-N									≤100 ns
	N-PE									≤100 ns
Follow current	L-N									No
	N-PE									No
Residual current at U _c	L-N									No
	N-PE									No
Backup fuse (only required if not already provided in mains)	250A gL/gG									
Operating temperature range	- 40°C ~ + 80°C									
Cross-section of connection wire	Single-strand 35mm ² ; multi-strand 25mm ²									
Mounting	35mm DIN-rail in accordance with EN 50022/DIN46277-3									
Enclosure material	Thermoplastic ; extinguishing degree UL94 V-0									
Degree of protection	IP20									
Installation width	4 modules , DIN 43880									
Thermal disconnecter	Internal green – normal red - failure									
Remote alarm contact	Optional									

Dimensions and Diagram



Note: Subject to change without any notice.