

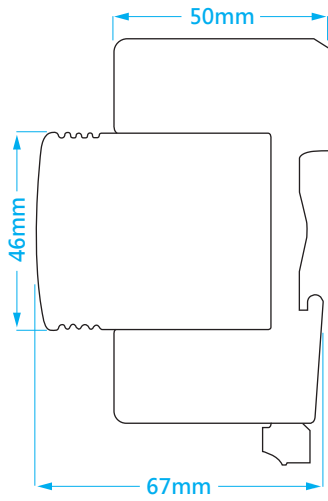
# DC Surge protective device for PV system

## Model No.: PV40/1000-MVCD-R

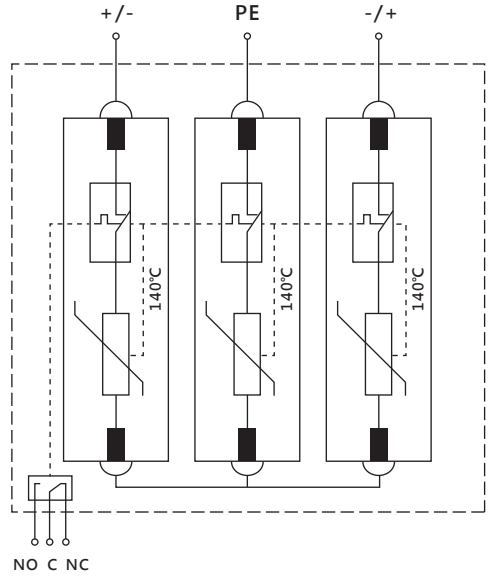
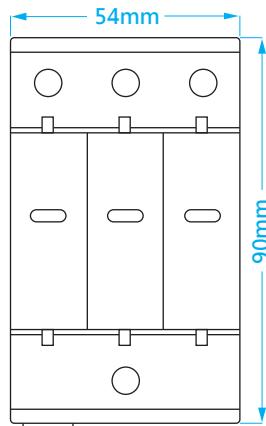
- ◆ DC surge Protective device specially used for photovoltaic system less than 1000Vdc.
- ◆ The core parts are metal oxide vristor components with high discharge capacity.
- ◆ With reliable control thanks to Thermo Dynamic Control disconnecter.
- ◆ With remote signaling contact for control device.
- ◆ Fault indication via red mark in the inspection window.



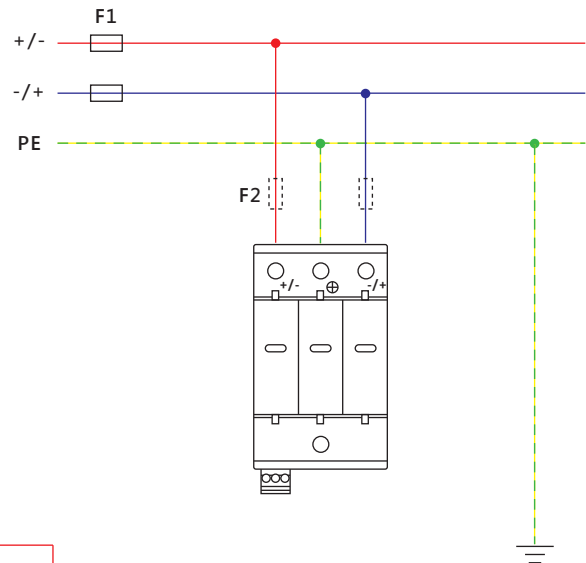
Model. No.	PV40/1000-MVCD-R
SPD protection conforms to EN50539-11/IEC61643-31	Type 2
SPD installation type conforms to EN50539-11/IEC61643-31	Class II
Protection level conforms to DIN VDE0675-6	C
Type of Network	Photovoltaic systems DC side
Protection mode	(+/-)-PE , (-/+)-PE , (+/-)-(-/+)
Nominal Voltage $U_N$	1000 Vdc
Maximum continuous operating voltage for PV application $U_{CPV}$	1060 Vdc
Continuous operating current $I_{CPV}$	<20 $\mu$ A
Residual current $I_{PE}$	$\leq 20 \mu$ A dc $\leq 500 \mu$ A ac
Standby power consumption $P_c$	$\leq 25$ mVA
Maximum discharge current (8/20 $\mu$ s) $I_{max}$	40 kA
Nominal discharge current (8/20 $\mu$ s) $I_n$	20 kA
Voltage protection level $U_p$	$\leq 3.6$ kV
Isolation resistance $R_{isol}$	>1000 M $\Omega$
Response time $t_A$	$\leq 25$ ns
Remote control contact	YES
Disconnection indicator	Mechanical indicator (Green: OK, Red: Replace)
Minimum area of connecting cable	4 mm <sup>2</sup>
Maximum area of connecting cable	25 mm <sup>2</sup>
Installation location	Inside
Mounting type	35mm DIN rail acc. to EN 60715
Color	Gray
Degree of protection	IP20
Housing material	UL94V-0
Ambient temperature	-40°C ~+80°C
Altitude	$\leq 2000$ m (amsl (above mean sea level))
Permissible humidity	30%~90%



Dimension

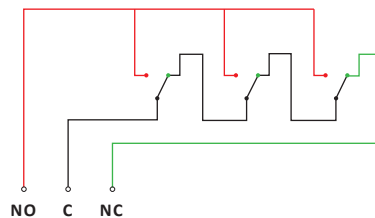
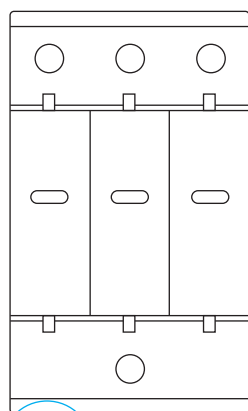


Circuit



Installation

F1 > 125AgL/gG → F2 = 125AgL/gG  
F1 ≤ 125AgL/gG → ~~F2~~



NO C NC

Work : NC & C close  
Defect : NO & C close

Example:

